

NOTICE

ADMISSION BRANCH UNIVERSITY OF DELHI

EDITTING THE REGISTERED FORM FOR UG ADMISSION

All aspirant desirous of editing their submitted registered form for UG admission are hereby informed that they can now do it from their dashboard from **12th Sept 2020 to 5th Oct 2020**.

Steps to be followed for editing:

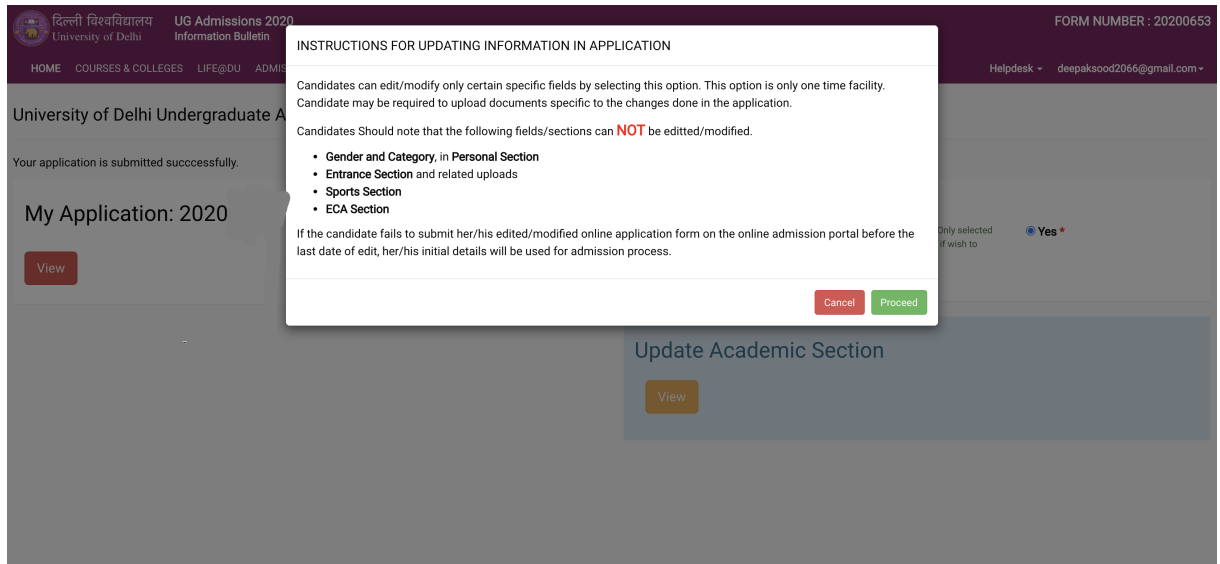
1. Go to the University admission portal for UG

The screenshot shows the 'Registered User Login' section of the University of Delhi UG Admissions 2020 portal. It includes fields for 'Registered Email' and 'Password', both with red asterisks indicating they are required. Below these fields is a 'Captcha Verification' section with a 'gowazh' logo and a text input field. A 'Login' button is at the bottom of the login section. A link for 'Forgot Password?' is also visible.



2. Enter your registered email ID and password. In case you have forgotten your password, click on **Forgot Password** to reset your password. You shall get a code on your registered email ID and registered mobile.
3. After you enter your dashboard with your registered email ID, you shall see a message on the right hand side for Update details. In case you wish to update your form, press **Yes**

The screenshot shows the 'Update Details' section of the University of Delhi Undergraduate Admissions 2020 dashboard. It includes a message 'Your application is submitted successfully.' and a section titled 'My Application: 2020' with a 'View' button. The 'Update Details' section asks if the user wants to make corrections/modifications to their application form, with a 'Yes' radio button selected. Below this is a section titled 'Update Academic Section' with a 'View' button.

4. A pop-up window will come up informing about the fields that cannot be edited. **Kindly note along with the fields mentioned in the pop-up, an applicant cannot edit their registered email ID and mobile number. However, they may provide details of alternate email ID and mobile number. But all communication from university will be done only on the registered email ID and mobile number.**



5. Click on **Proceed** to continue editing.
6. You can edit your personal details. After the editing click on next at the bottom of page to move to the Upload section.
7. In the upload section, the applicants can upload their updated certificates.

Personal 1	Uploads 2	Preview 3
PERSONAL DETAILS UPLOAD		
Photo (Passport Size Only) Min File Size : 10KB, Max File Size : 50 KB Accepted formats : .jpg .jpeg .png	Select file	 Delete
Signature Min File Size : 10 KB, Max File Size : 50 KB Accepted formats : .jpg .jpeg .png	Select file	 Delete
Self Attested copy of Class X Board Certificate for the Date of Birth Min File Size : 100KB, Max File Size : 500 KB Accepted formats : .jpg .jpeg .png	Select file	View File Delete
Upload scanned copy of Self-Attested Class XII Board Marksheets Min File Size : 100KB, Max File Size : 500 KB Accepted formats : .jpg .jpeg .png	Select file	View File Delete
Category (OBC Non Creamy) Min File Size : 100KB, Max File Size : 500 KB Accepted formats : .jpg .jpeg .png	Select file	View File Delete
Prime Minister's Special Scholarship Scheme for J&K Students Min File Size : 100KB, Max File Size : 500 KB Accepted formats : .jpg .jpeg .png	Select file	View File Delete
WARD QUOTA Min File Size : 100KB, Max File Size : 500 KB Accepted formats : .jpg .jpeg .png	Select file	View File Delete

8. After uploading all the updated certificates, press **Next**. The applicants will be asked to confirm their submission or re-verify again

दिल्ली विश्वविद्यालय
University of Delhi

UG Admissions 2020
Information Bulletin

FORM NUMBER : 20

HOME COURSES & COLLEGES LIFE@DU ADMISSION FAQ

Helpdesk

Personal

Preview

Graduate Admissions 2020-21

Important Information

Please ensure that the data is correct. If there are any anomalies, click on Re-verify button and re-verify your details.
Once you are confirmed with the data, click on Continue and Submit your form.

☐ I have read the Instructions

Reverify Continue

Personal

Modify The Section

BASIC PERSONAL DETAILS				CATEGORY DETAILS																											
Full Name of the Applicant		Gender	Female	Date of Birth	20 June 2000	Aadhar Number																									
Email		Alternate Email		Mobile Number		Alternate Mobile																									
Minorities	Sikh Minority	Correspondence Address		Permanent Address																											
Are you citizen of India?	Yes																														
				<table border="1"> <thead> <tr> <th colspan="4">CATEGORY DETAILS</th> </tr> </thead> <tbody> <tr> <td>Prime Minister's Special Scholarship Scheme for J&K Students</td> <td>Yes</td> <td>Sikkimese Students nominated by the Govt. of Sikkim</td> <td>Not Applicable</td> </tr> <tr> <td>Category</td> <td>OBC Non Creamy</td> <td>Kashmiri Migrant Category</td> <td>Not Applicable</td> </tr> <tr> <td>Children/Widows of the eligible Armed Forces Personnel Category</td> <td>Not Applicable</td> <td>PwD Category</td> <td>Not Applicable</td> </tr> <tr> <td>OBC State Name</td> <td>Goa</td> <td>Community</td> <td>Dhangar</td> </tr> <tr> <td colspan="2">Annual Family Income only for OBC (2018-19)</td> <td colspan="2">Up to 8,00,000</td> </tr> </tbody> </table>				CATEGORY DETAILS				Prime Minister's Special Scholarship Scheme for J&K Students	Yes	Sikkimese Students nominated by the Govt. of Sikkim	Not Applicable	Category	OBC Non Creamy	Kashmiri Migrant Category	Not Applicable	Children/Widows of the eligible Armed Forces Personnel Category	Not Applicable	PwD Category	Not Applicable	OBC State Name	Goa	Community	Dhangar	Annual Family Income only for OBC (2018-19)		Up to 8,00,000	
CATEGORY DETAILS																															
Prime Minister's Special Scholarship Scheme for J&K Students	Yes	Sikkimese Students nominated by the Govt. of Sikkim	Not Applicable																												
Category	OBC Non Creamy	Kashmiri Migrant Category	Not Applicable																												
Children/Widows of the eligible Armed Forces Personnel Category	Not Applicable	PwD Category	Not Applicable																												
OBC State Name	Goa	Community	Dhangar																												
Annual Family Income only for OBC (2018-19)		Up to 8,00,000																													
FAMILY DETAILS				BANK DETAILS FOR REFUND																											
Mother's Name	NA GGGG	Mother's Mobile Number		Mother's Occupation	Professional	Mother's Office Address																									
				<table border="1"> <thead> <tr> <th colspan="4">BANK DETAILS FOR REFUND</th> </tr> </thead> <tbody> <tr> <td>Name of Account Holder</td> <td></td> <td>Account Number</td> <td></td> </tr> <tr> <td>Name of Bank</td> <td>HDFC BANK</td> <td>IFSC Code</td> <td>HDFC0000129</td> </tr> </tbody> </table>				BANK DETAILS FOR REFUND				Name of Account Holder		Account Number		Name of Bank	HDFC BANK	IFSC Code	HDFC0000129												
BANK DETAILS FOR REFUND																															
Name of Account Holder		Account Number																													
Name of Bank	HDFC BANK	IFSC Code	HDFC0000129																												

9. In order to continue, press **Continue**. The applicants will have to agree to the declaration and **Submit** the form.

Applied Under Sports Category: No

CREATIVE WRITING (1B. CREATIVE WRITING (ENGLISH))

Uploads

Modify The Section

PERSONAL DETAILS UPLOAD	
Photo	View
Signature	View
Date of Birth	View
Category	View
Kashmiri Migrant	Not Applicable
CW Category	Not Applicable
PwD Category	Not Applicable
WARD Quota	View father certificate View mother certificate

Declaration by the Applicant

I do hereby solemnly declare that all the information/particulars/documents/ provided by me are correct to the best of my knowledge and belief. If any information/particulars/documents is found to be incorrect, I understand that my admission may be cancelled and penal action as applicable under the law shall be carried out against me.

☐ I Agree *

Required Declaration

Submit

Note:

- This edit option is only a **one-time facility**. Once an applicant submits the form or after the edit window is closed, no more editing will be allowed.
- Applicants must ensure that they have all the updated certificates with them before they start editing the form.
- The following fields/ sections cannot be modified
 - Registered Email ID/ Mobile Number/Gender/ category in Personal Section
 - Entrance/ ECA/ Sports sections
- Applicants will be allowed to update the Academic Section.

12th Sept, 2020