



Internal Quality Assurance Cell (IQAC)
University of Delhi

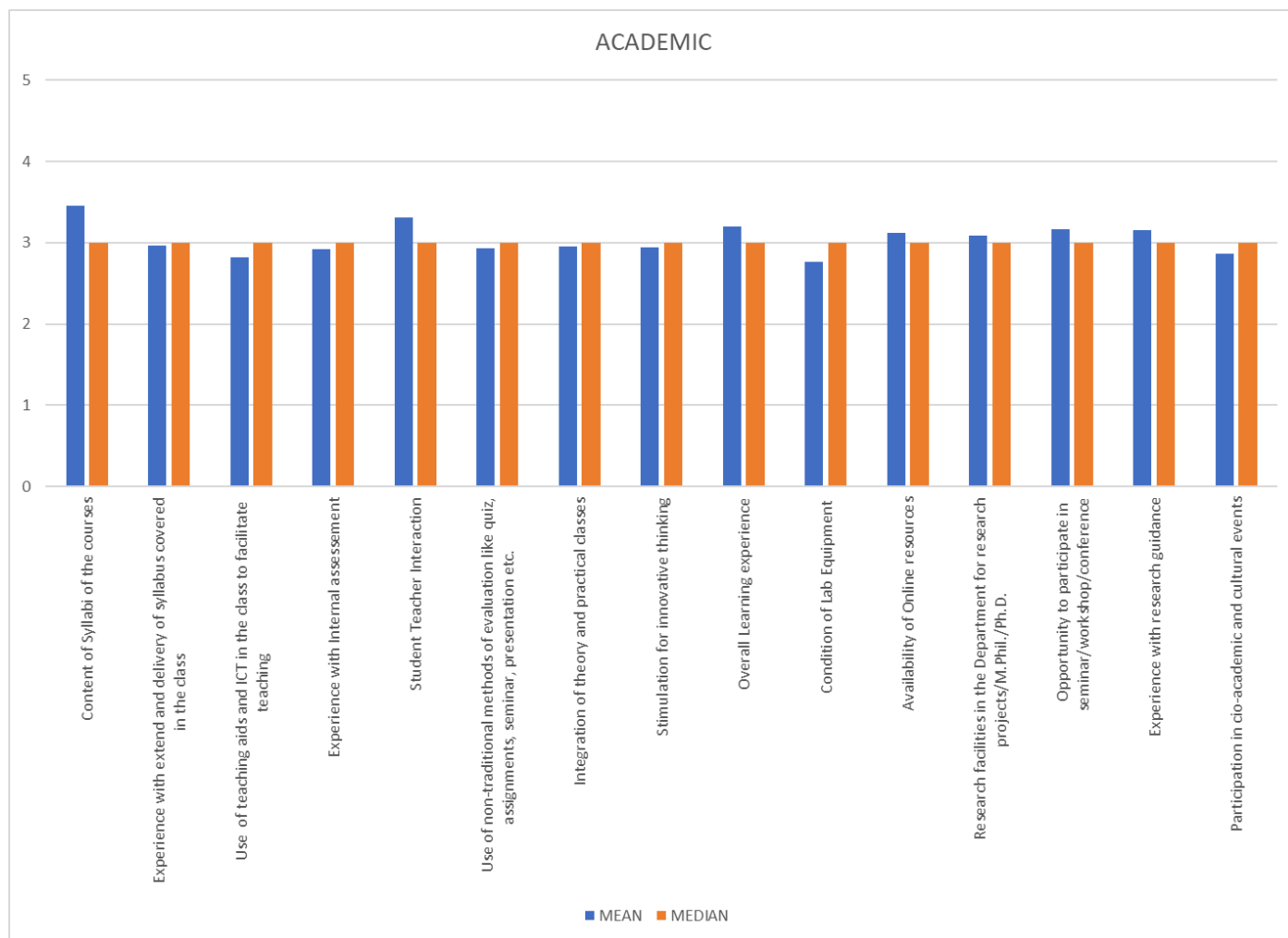
Students' Experience Survey (2022-2023)

Summary: University-wide Responses

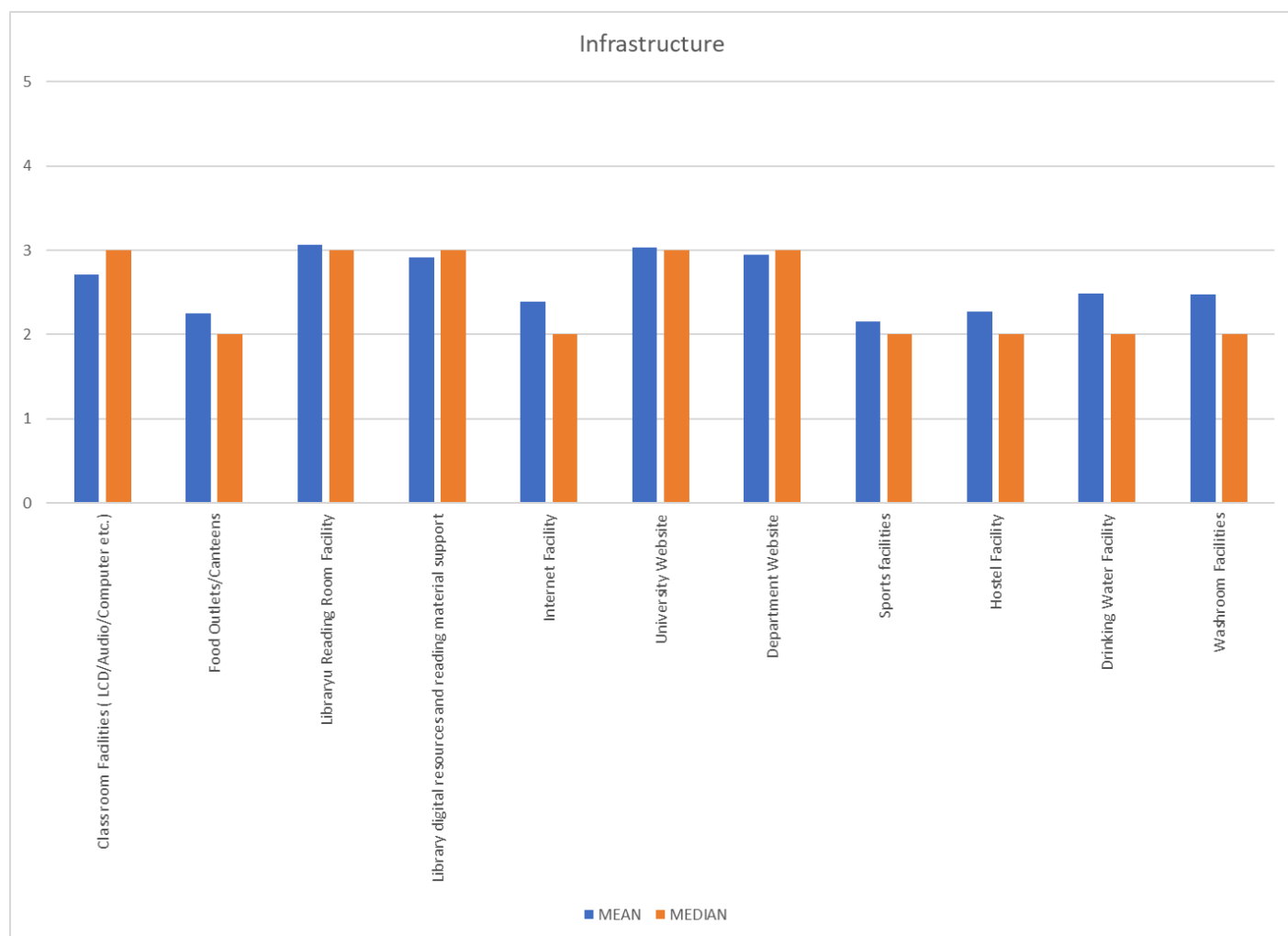
2652 Responses

Student Feedback (2652 Responses)

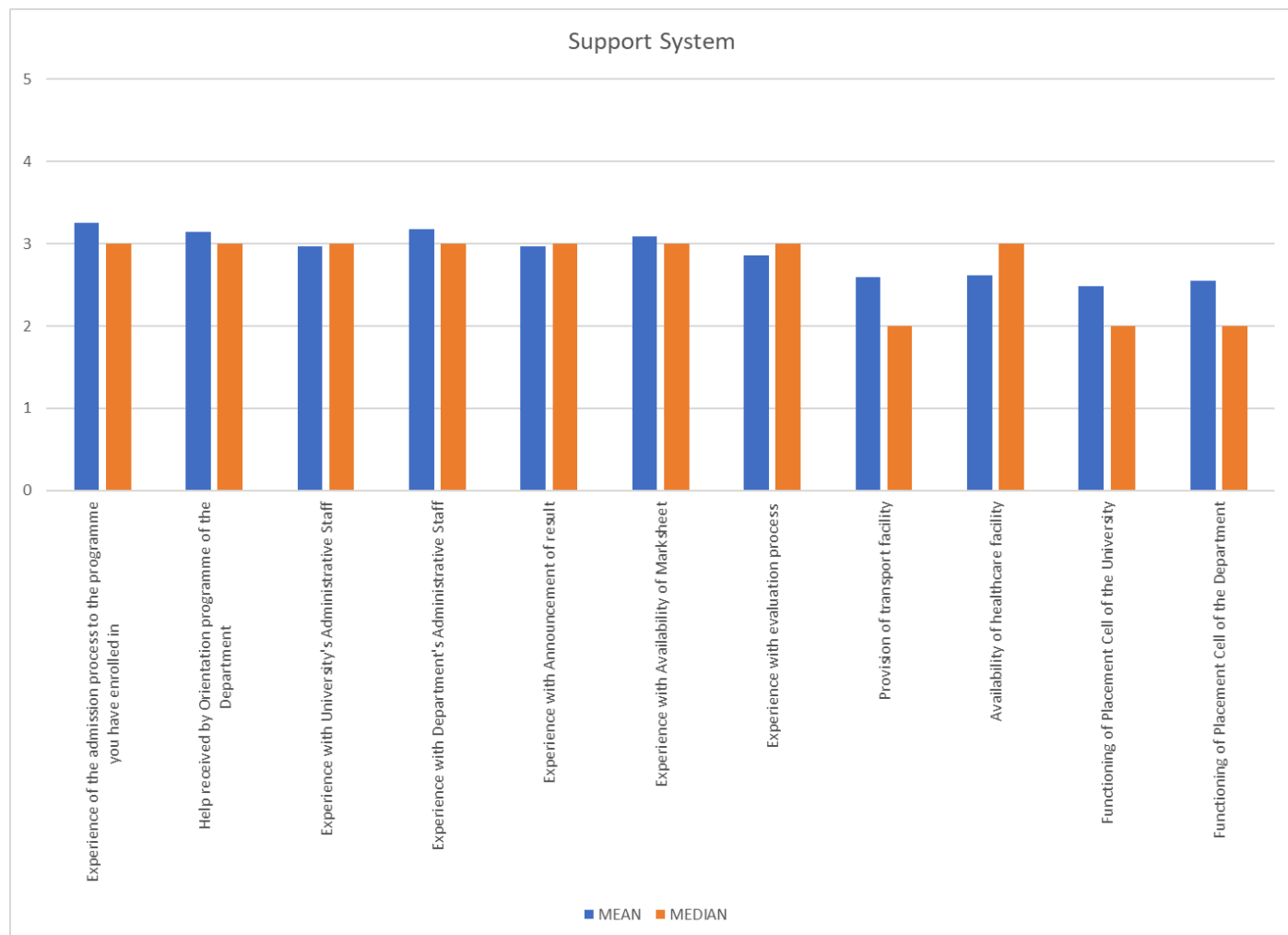
A. Academic Experience (2652 Responses)



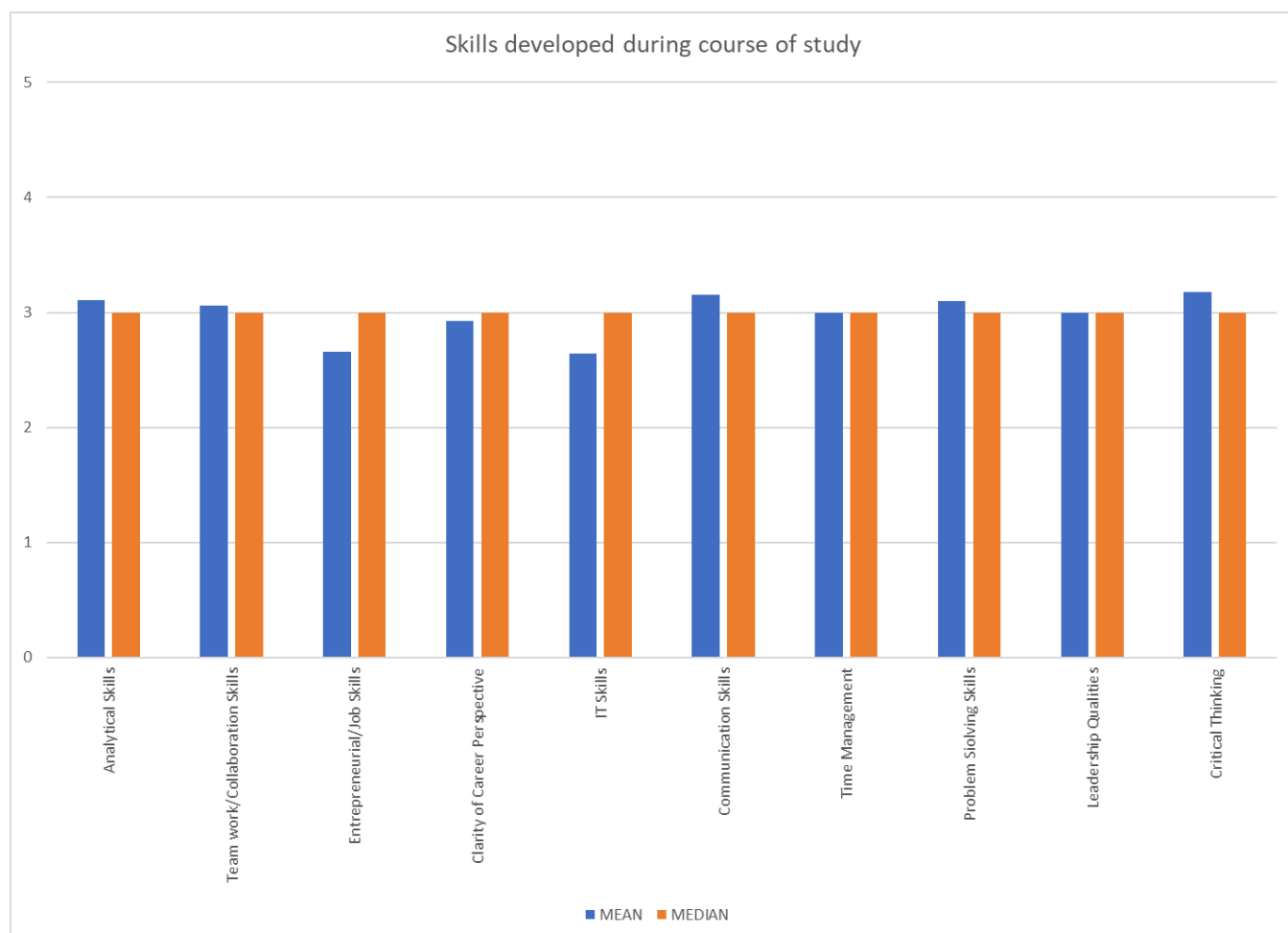
B. Infrastructure (2652 Responses)



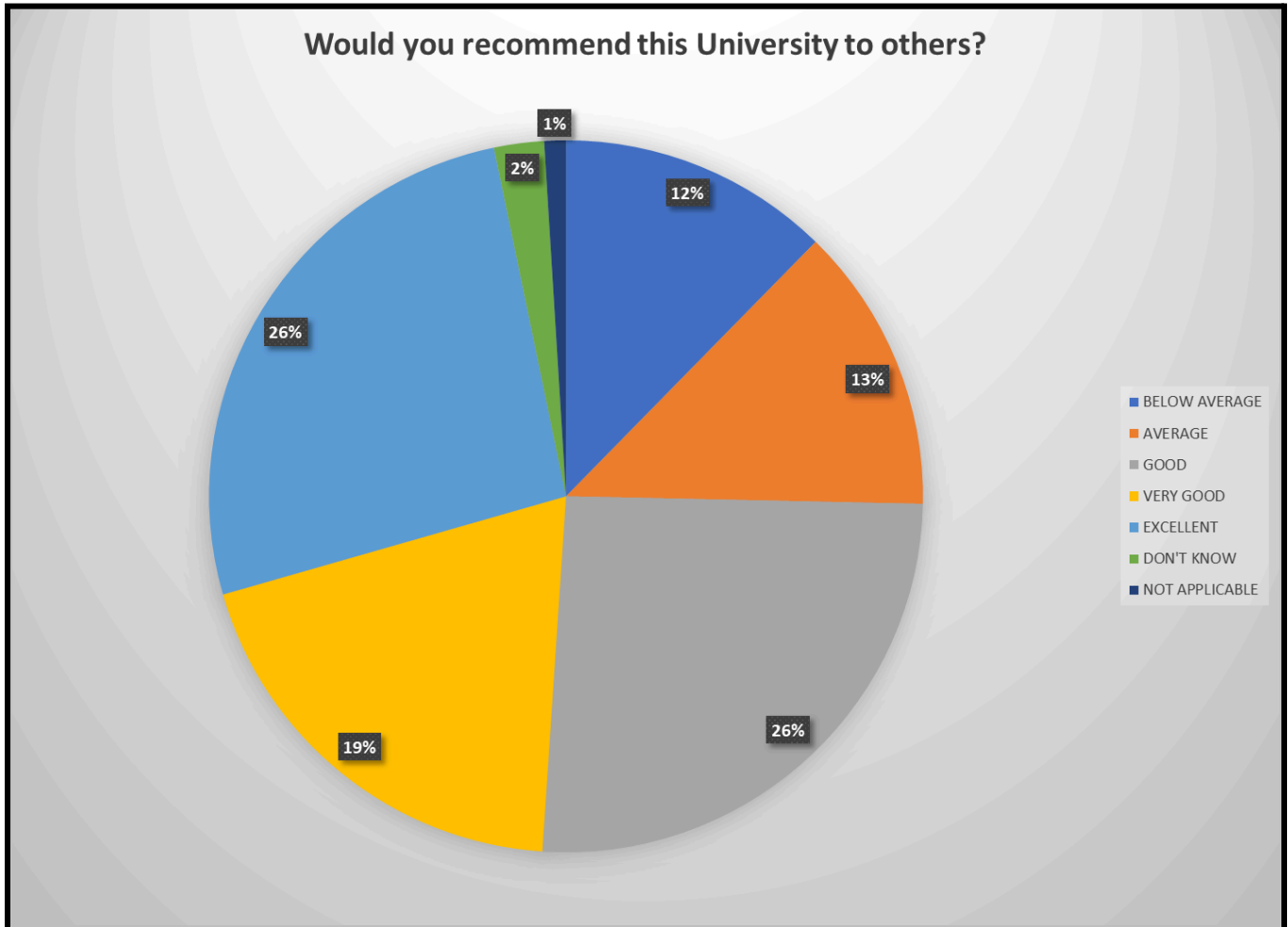
C. Support System (2652 Responses)



D. Skills/Competencies (2652 Responses)



- **Would you recommend this University to Others?**



The majority of the students affirm their positive recommendation of the institution to others.

- The average rating for all responses (across all departments/centres) for 'Overall Academic Experience' is 3.18 i.e. much above average, between 'Good' and 'Very Good'

TABLE 1: Mean, Median, Standard Deviation, Minimum, Maximum Value for Each Question (N=2652)						
S. No.	Category	MEAN	MEDIAN	STANDARD DEVIATION	MINIMUM	MAXIMUM
A.	Academic Experience					
1	Content of Syllabi of the courses	3.46	3	1.18	1	5
2	Experience with extend and delivery of syllabus covered in the class	2.96	3	1.28	1	5
3	Use of teaching aids and ICT in the class to facilitate teaching	2.82	3	1.37	1	5
4	Experience with Internal assesement	2.92	3	1.30	1	5
5	Student-Teacher Interaction	3.31	3	1.33	1	5
6	Use of non-traditional methods of evaluation like quiz, assignments, seminar, presentation etc.	2.94	3	1.37	1	5
7	Integration of theory and practical classes	2.95	3	1.37	1	5
8	Stimulation for innovative thinking	2.94	3	1.40	1	5
9	Overall Learning experience	3.19	3	1.29	1	5
10	Condition of Lab Equipment	2.77	3	1.37	1	5
11	Availability of Online resources	3.13	3	1.33	1	5
12	Research facilities in the Department for research projects/M.Phil./Ph.D.	3.09	3	1.36	1	5
13	Opportunity to participate in seminar/workshop/conference	3.17	3	1.37	1	5
14	Experience with research guidance	3.15	3	1.42	1	5
15	Participation in co-academic and cultural events	2.86	3	1.42	1	5
	Overall	3.04				
B.	Infrastructure					
1	Class room Facilities (LCD/Audio/Computer etc.)	2.71	3	1.34	1	5
2	Food Outlets/Canteens	2.25	2	1.19	1	5
3	Libraryu Reading Room Facility	3.06	3	1.26	1	5
4	Library digital resources and reading material support	2.92	3	1.31	1	5

5	Internet Facility	2.39	2	1.35	1	5
6	University Website	3.03	3	1.22	1	5
7	Department Website	2.95	3	1.28	1	5
8	Sports facilities	2.16	2	1.27	1	5
9	Hostel Facility	2.27	2	1.29	1	5
10	Drinking Water Facility	2.49	2	1.37	1	5
11	Washroom Facilities	2.48	2	1.34	1	5
	Overall	2.61				
C.	Support System					
1	Experience of the admission process to the programme you have enrolled in	3.26	3	1.19	1	5
2	Help received by Orientation programme of the Department	3.14	3	1.25	1	5
3	Experience with University's Administrative Staff	2.97	3	1.27	1	5
4	Experience with Department's Administrative Staff	3.17	3	1.28	1	5
5	Experience with Announcement of result	2.97	3	1.29	1	5
6	Experience with Availability of Marksheet	3.09	3	1.25	1	5
7	Experience with evaluation process	2.85	3	1.31	1	5
8	Provision of transport facility	2.59	2	1.33	1	5
9	Availability of healthcare facility	2.61	3	1.31	1	5
10	Functioning of Placement Cell of the University	2.48	2	1.37	1	5
11	Functioning of Placement Cell of the Department	2.55	2	1.43	1	5
	Overall	2.88				
D.	Skills/ Competencies Developed During Course of Study					
1	Analytical Skills	3.10	3	1.28	1	5
2	Team work/Collaboration Skills	3.06	3	1.31	1	5
3	Entrepreneurial/Job Skills	2.66	3	1.34	1	5
4	Clarity of Career Perspective	2.93	3	1.32	1	5
5	IT Skills	2.64	3	1.32	1	5

6	Communication Skills	3.15	3	1.26	1	5
7	Time Management	3.00	3	1.31	1	5
8	Problem Solving Skills	3.10	3	1.29	1	5
9	Leadership Qualities	2.99	3	1.32	1	5
10	Critical Thinking	3.17	3	1.30	1	5
	Overall	2.98				
E.	Overall University Experience					
1	Your Overall academic experience	3.18	3	1.23	1	5
2	Would you recommend this University to others	3.35	3	1.34	1	5

TABLE 2: Frequency Distribution in Levels (N=2652)

S. No.	CATEGORY	BELOW AVERAGE	AVERAGE	GOOD	VERY GOOD	EXCELLENT	DON'T KNOW	NOT APPLICABLE
A.	Academic Experience							
1	Content of Syllabi of the courses	143	418	782	613	641	10	45
2	Experience with extend and delivery of syllabus covered in the class	373	659	653	504	401	8	54
3	Use of teaching aids and ICT in the class to facilitate teaching	569	564	592	424	411	21	71
4	Experience with Internal assesement	410	575	682	420	388	46	131
5	Student Teacher Interaction	312	447	661	539	672	6	15
6	Use of non-traditional methods of evaluation like quiz, assignments, seminar, presentation etc.	499	526	590	470	446	40	81
7	Integration of theory and practical classes	482	503	590	455	444	29	149
8	Stimulation for innovative thinking	532	523	568	465	486	39	39
9	Overall Learning experience	304	533	682	563	545	13	12
10	Condition of Lab Equipment	500	460	500	327	323	131	411
11	Availability of Online resources	376	481	674	507	524	51	39
12	Research facilities in the Department for research projects/M.Phil./Ph.D.	344	407	551	369	456	180	345
13	Opportunity to participate in seminar/workshop/conference	367	507	565	495	583	76	59
14	Experience with research guidance	383	405	499	404	550	140	271
15	Participation in co-academic and cultural events	565	494	533	387	448	114	111
B.	Infrastructure							
1	Class room Facilities (LCD/Audio/Computer etc.)	600	643	614	370	358	11	56
2	Food Outlets/Canteens	852	786	558	214	170	21	51
3	Libraryu Reading Room Facility	321	582	772	487	450	26	14
4	Library digital resources and reading material support	441	569	713	433	407	67	22
5	Internet Facility	909	628	479	275	294	44	23

6	University Website	292	622	822	465	409	34	8
7	Department Website	379	635	730	438	414	41	15
8	Sports facilities	929	527	379	211	160	187	259
9	Hostel Facility	734	470	378	202	162	222	484
10	Drinking Water Facility	844	604	515	336	314	30	9
11	Washroom Facilities	819	650	542	310	305	16	10
C.	Support System							
1	Experience of the admission process to the programme you have enrolled in	210	478	896	536	518	9	5
2	Help received by Orientation programme of the Department	292	491	792	512	463	53	49
3	Experience with University's Administrative Staff	372	572	772	447	399	62	28
4	Experience with Department's Administrative Staff	317	496	753	528	527	22	9
5	Experience with Announcement of result	421	488	781	435	409	54	64
6	Experience with Availability of Marksheet	301	471	778	439	421	103	139
7	Experience with evaluation process	479	515	685	410	353	114	96
8	Provision of transport facility	591	495	523	286	256	184	317
9	Availability of healthcare facility	572	519	581	288	260	260	172
10	Functioning of Placement Cell of the University	688	415	468	229	248	340	264
11	Functioning of Placement Cell of the Department	719	421	449	244	320	245	254
D.	Skills/ Competencies Developed During Course of Study							
1	Analytical Skills	348	496	724	544	458	37	45
2	Team work/Collaboration Skills	386	515	684	515	458	32	62
3	Entrepreneurial/Job Skills	613	586	586	346	317	71	133
4	Clarity of Career Perspective	461	543	694	453	414	43	44
5	IT Skills	600	592	565	344	293	73	185
6	Communication Skills	308	495	783	534	485	14	33
7	Time Management	409	541	732	468	444	19	39

8	Problem Solving Skills	350	506	733	531	464	27	41
9	Leadership Qualities	424	513	710	468	440	41	56
10	Critical Thinking	329	492	686	560	521	24	40
E.	Overall University Experience							
1	Your Overall academic experience	258	545	772	585	481	7	4
2	Would you recommend this University to others	327	345	682	517	695	60	26

TABLE 3: Frequency Distribution in Percentage (N=2652)

S. No.	CATEGORY	BELOW AVERAGE	AVERAGE	GOOD	VERY GOOD	EXCELLENT	DON'T KNOW	NOT APPLICABLE
A.	Academic Experience							
1	Content of Syllabi of the courses	5.4%	15.8%	29.5%	23.1%	24.2%	0.4%	1.7%
2	Experience with extend and delivery of syllabus covered in the class	14.1%	24.8%	24.6%	19.0%	15.1%	0.3%	2.0%
3	Use of teaching aids and ICT in the class to facilitate teaching	21.5%	21.3%	22.3%	16.0%	15.5%	0.8%	2.7%
4	Experience with Internal assesment	15.5%	21.7%	25.7%	15.8%	14.6%	1.7%	4.9%
5	Student Teacher Interaction	11.8%	16.9%	24.9%	20.3%	25.3%	0.2%	0.6%
6	Use of non-traditional methods of evaluation like quiz, assignments, seminar, presentation etc.	18.8%	19.8%	22.2%	17.7%	16.8%	1.5%	3.1%
7	Integration of theory and practical classes	18.2%	19.0%	22.2%	17.2%	16.7%	1.1%	5.6%
8	Stimulation for innovative thinking	20.1%	19.7%	21.4%	17.5%	18.3%	1.5%	1.5%
9	Overall Learning experience	11.5%	20.1%	25.7%	21.2%	20.6%	0.5%	0.5%
10	Condition of Lab Equipment	18.9%	17.3%	18.9%	12.3%	12.2%	4.9%	15.5%
11	Availability of Online resources	14.2%	18.1%	25.4%	19.1%	19.8%	1.9%	1.5%
12	Research facilities in the Department for research projects/M.Phil./Ph.D.	13.0%	15.3%	20.8%	13.9%	17.2%	6.8%	13.0%
13	Opportunity to participate in seminar/workshop/conference	13.8%	19.1%	21.3%	18.7%	22.0%	2.9%	2.2%
14	Experience with research guidance	14.4%	15.3%	18.8%	15.2%	20.7%	5.3%	10.2%
15	Participation in co-academic and cultural events	21.3%	18.6%	20.1%	14.6%	16.9%	4.3%	4.2%
B.	Infrastructure							
1	Class room Facilities (LCD/Audio/Computer etc.)	22.6%	24.2%	23.2%	14.0%	13.5%	0.4%	2.1%
2	Food Outlets/Canteens	32.1%	29.6%	21.0%	8.1%	6.4%	0.8%	1.9%
3	Library Reading Room Facility	12.1%	21.9%	29.1%	18.4%	17.0%	1.0%	0.5%

4	Library digital resources and reading material support	16.6%	21.5%	26.9%	16.3%	15.3%	2.5%	0.8%
5	Internet Facility	34.3%	23.7%	18.1%	10.4%	11.1%	1.7%	0.9%
6	University Website	11.0%	23.5%	31.0%	17.5%	15.4%	1.3%	0.3%
7	Department Website	14.3%	23.9%	27.5%	16.5%	15.6%	1.5%	0.6%
8	Sports facilities	35.0%	19.9%	14.3%	8.0%	6.0%	7.1%	9.8%
9	Hostel Facility	27.7%	17.7%	14.3%	7.6%	6.1%	8.4%	18.3%
10	Drinking Water Facility	31.8%	22.8%	19.4%	12.7%	11.8%	1.1%	0.3%
11	Washroom Facilities	30.9%	24.5%	20.4%	11.7%	11.5%	0.6%	0.4%
C. Support System								
1	Experience of the admission process to the programme you have enrolled in	7.9%	18.0%	33.8%	20.2%	19.5%	0.3%	0.2%
2	Help received by Orientation programme of the Department	11.0%	18.5%	29.9%	19.3%	17.5%	2.0%	1.8%
3	Experience with University's Administrative Staff	14.0%	21.6%	29.1%	16.9%	15.0%	2.3%	1.1%
4	Experience with Department's Administrative Staff	12.0%	18.7%	28.4%	19.9%	19.9%	0.8%	0.3%
5	Experience with Announcement of result	15.9%	18.4%	29.4%	16.4%	15.4%	2.0%	2.4%
6	Experience with Availability of Marksheet	11.3%	17.8%	29.3%	16.6%	15.9%	3.9%	5.2%
7	Experience with evaluation process	18.1%	19.4%	25.8%	15.5%	13.3%	4.3%	3.6%
8	Provision of transport facility	22.3%	18.7%	19.7%	10.8%	9.7%	6.9%	12.0%
9	Availability of healthcare facility	21.6%	19.6%	21.9%	10.9%	9.8%	9.8%	6.5%
10	Functioning of Placement Cell of the University	25.9%	15.6%	17.6%	8.6%	9.4%	12.8%	10.0%
11	Functioning of Placement Cell of the Department	27.1%	15.9%	16.9%	9.2%	12.1%	9.2%	9.6%
D. Skills/ Competencies Developed During Course of Study								
1	Analytical Skills	13.1%	18.7%	27.3%	20.5%	17.3%	1.4%	1.7%
2	Team work/Collaboration Skills	14.6%	19.4%	25.8%	19.4%	17.3%	1.2%	2.3%
3	Entrepreneurial/Job Skills	23.1%	22.1%	22.1%	13.0%	12.0%	2.7%	5.0%

4	Clarity of Career Perspective	17.4%	20.5%	26.2%	17.1%	15.6%	1.6%	1.7%
5	IT Skills	22.6%	22.3%	21.3%	13.0%	11.0%	2.8%	7.0%
6	Communication Skills	11.6%	18.7%	29.5%	20.1%	18.3%	0.5%	1.2%
7	Time Management	15.4%	20.4%	27.6%	17.6%	16.7%	0.7%	1.5%
8	Problem Solving Skills	13.2%	19.1%	27.6%	20.0%	17.5%	1.0%	1.5%
9	Leadership Qualities	16.0%	19.3%	26.8%	17.6%	16.6%	1.5%	2.1%
10	Critical Thinking	12.4%	18.6%	25.9%	21.1%	19.6%	0.9%	1.5%
E.	Overall University Experience							
1	Your Overall academic experience	9.7%	20.6%	29.1%	22.1%	18.1%	0.3%	0.2%
2	Would you recommend this University to others?	12.3%	13.0%	25.7%	19.5%	26.2%	2.3%	1.0%