



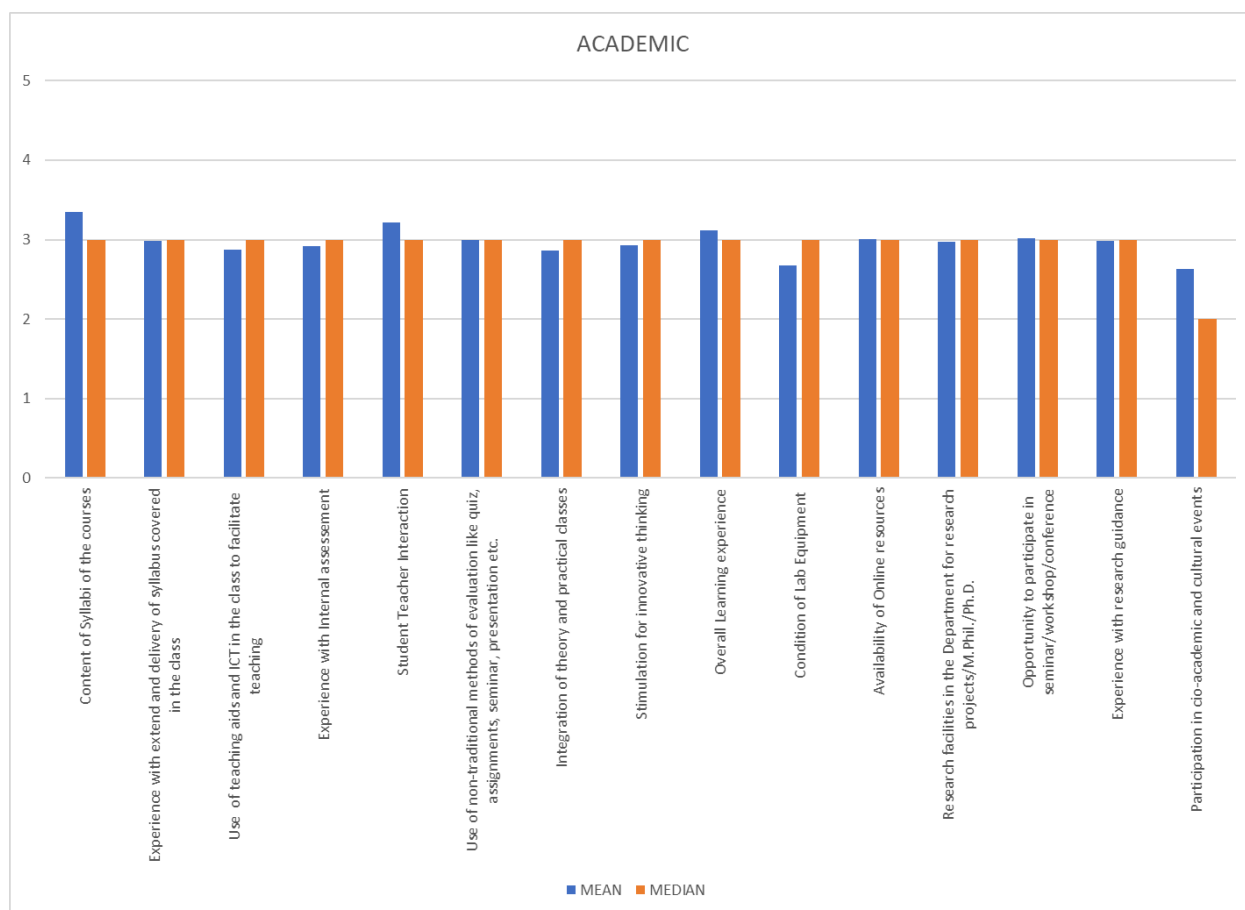
Internal Quality Assurance Cell (IQAC)
University of Delhi

Students' Experience Survey (2020-2021)

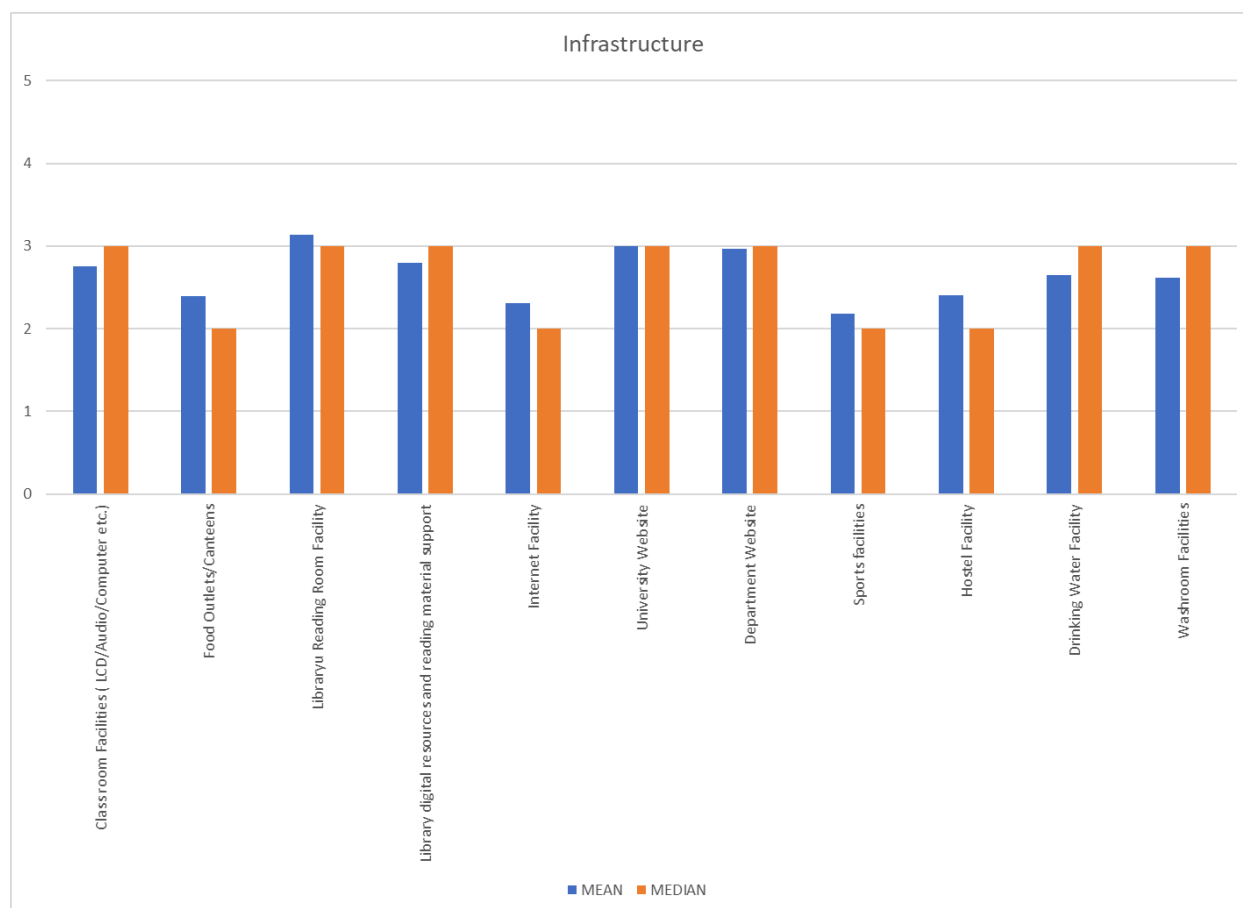
Summary: University-wide Responses
2488 Responses

Student Feedback (2488 Responses)

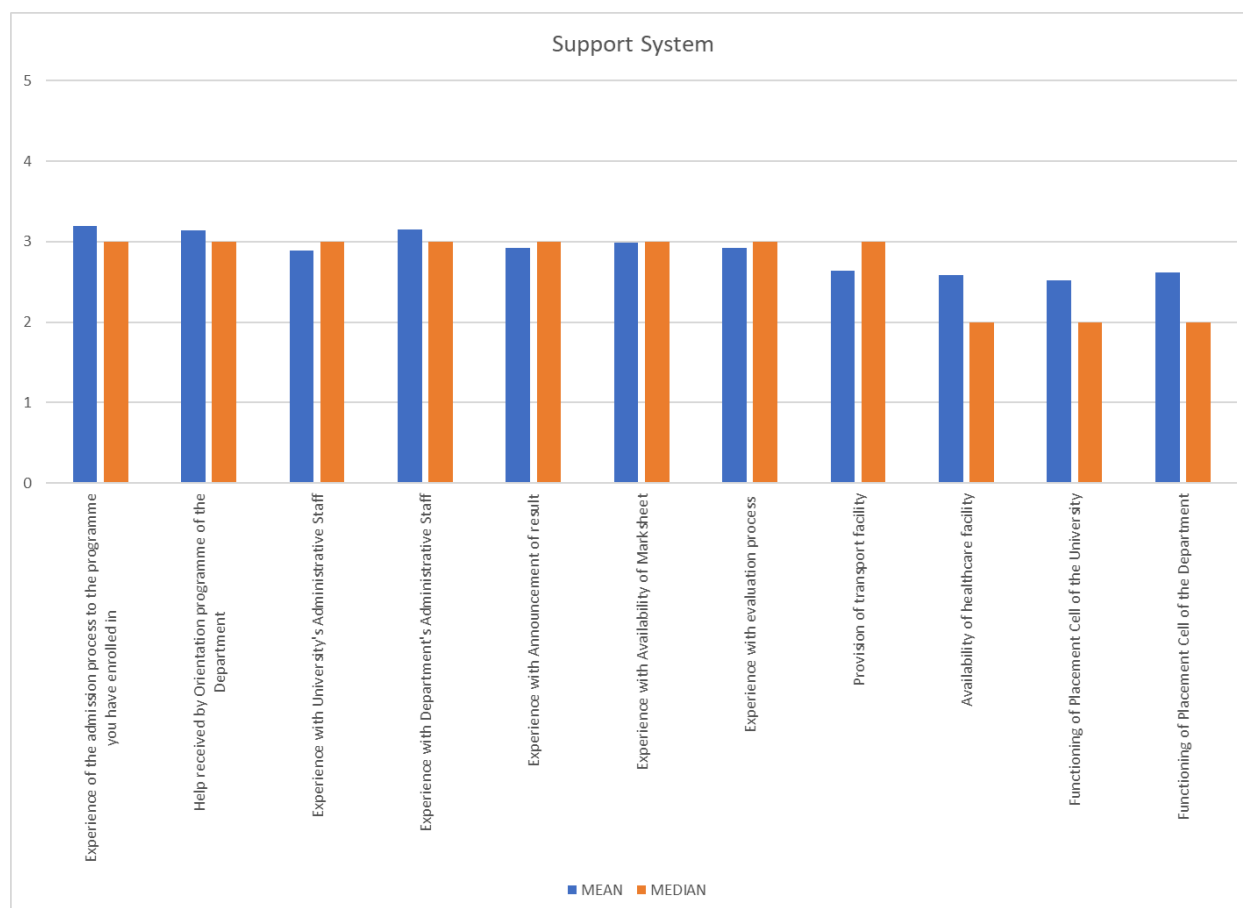
A. Academic Experience (2488 Responses)



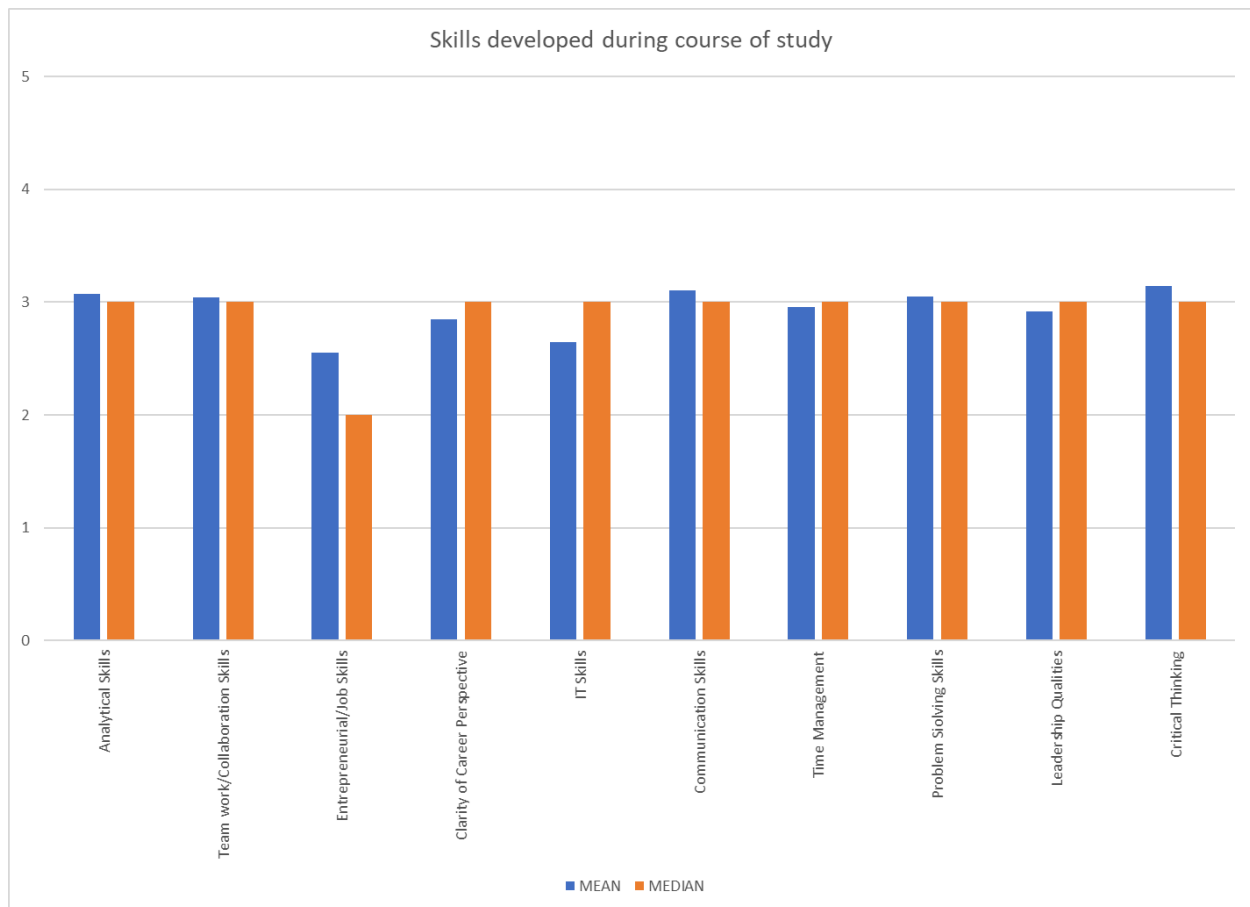
B. Infrastructure (2488 Responses)



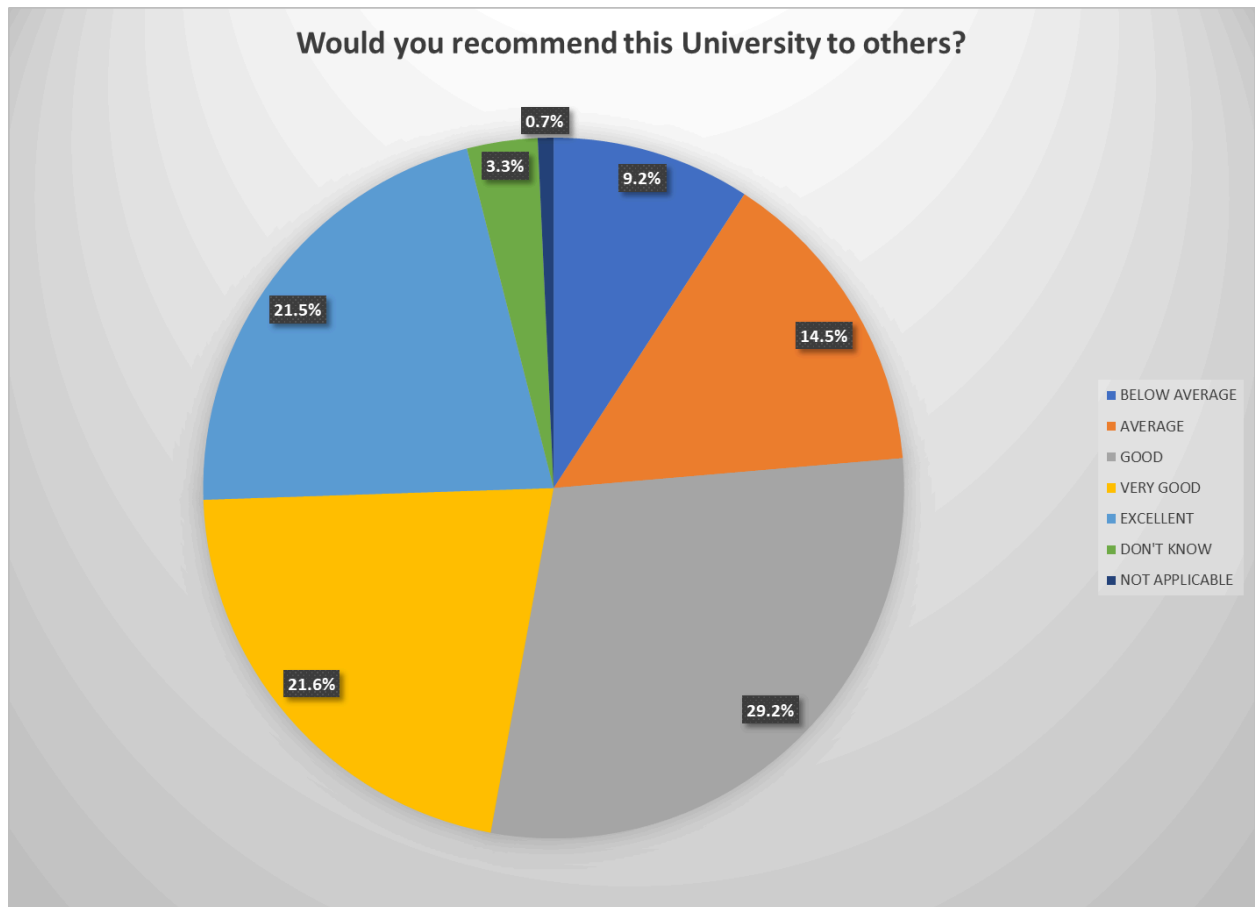
C. Support System (2488 Responses)



D. Skills/Competencies (2488 Responses)



- **Would you recommend this University to Others?**



The majority of the students affirm their positive recommendation of the institution to others.

- The average rating for all responses (across all departments/centres) for 'Overall Academic Experience' is 3.13 i.e. much above average, between 'Good' and 'Very Good'.

TABLE 1: Mean, Median, Standard Deviation, Minimum, Maximum Value for Each Question (N=2488)						
S. No.	Category	MEAN	MEDIAN	STANDARD DEVIATION	MINIMUM	MAXIMUM
A.	Academic Experience					
1	Content of Syllabi of the courses	3.35	3	1.11	1	5
2	Experience with extend and delivery of syllabus covered in the class	2.99	3	1.20	1	5
3	Use of teaching aids and ICT in the class to facilitate teaching	2.88	3	1.24	1	5
4	Experience with Internal assessment	2.92	3	1.18	1	5
5	Student-Teacher Interaction	3.22	3	1.29	1	5
6	Use of non-traditional methods of evaluation like quiz, assignments, seminar, presentation etc.	2.99	3	1.26	1	5
7	Integration of theory and practical classes	2.86	3	1.27	1	5
8	Stimulation for innovative thinking	2.92	3	1.30	1	5
9	Overall Learning experience	3.11	3	1.23	1	5
10	Condition of Lab Equipment	2.67	3	1.28	1	5
11	Availability of Online resources	3.00	3	1.26	1	5
12	Research facilities in the Department for research projects/M.Phil./Ph.D.	2.98	3	1.33	1	5
13	Opportunity to participate in seminar/workshop/conference	3.02	3	1.32	1	5
14	Experience with research guidance	2.98	3	1.36	1	5
15	Participation in co-academic and cultural events	2.63	2	1.33	1	5
	Overall	2.97				
B.	Infrastructure					
1	Class room Facilities (LCD/Audio/Computer etc.)	2.75	3	1.20	1	5
2	Food Outlets/Canteens	2.39	2	1.14	1	5
3	Library Reading Room Facility	3.13	3	1.21	1	5
4	Library digital resources and reading material support	2.79	3	1.24	1	5

5	Internet Facility	2.31	2	1.25	1	5
6	University Website	3.00	3	1.18	1	5
7	Department Website	2.97	3	1.24	1	5
8	Sports facilities	2.18	2	1.19	1	5
9	Hostel Facility	2.41	2	1.26	1	5
10	Drinking Water Facility	2.65	3	1.26	1	5
11	Washroom Facilities	2.62	3	1.29	1	5
	Overall	2.65				
C.	Support System					
1	Experience of the admission process to the programme you have enrolled in	3.19	3	1.18	1	5
2	Help received by Orientation programme of the Department	3.14	3	1.20	1	5
3	Experience with University's Administrative Staff	2.89	3	1.21	1	5
4	Experience with Department's Administrative Staff	3.15	3	1.21	1	5
5	Experience with Announcement of result	2.92	3	1.22	1	5
6	Experience with Availability of Marksheet	2.98	3	1.17	1	5
7	Experience with evaluation process	2.92	3	1.18	1	5
8	Provision of transport facility	2.63	3	1.26	1	5
9	Availability of healthcare facility	2.58	2	1.23	1	5
10	Functioning of Placement Cell of the University	2.51	2	1.28	1	5
11	Functioning of Placement Cell of the Department	2.62	2	1.38	1	5
	Overall	2.87				
D.	Skills/ Competencies Developed During Course of Study					
1	Analytical Skills	3.07	3	1.21	1	5
2	Team work/Collaboration Skills	3.04	3	1.22	1	5
3	Entrepreneurial/Job Skills	2.55	2	1.24	1	5
4	Clarity of Career Perspective	2.85	3	1.26	1	5
5	IT Skills	2.65	3	1.22	1	5

6	Communication Skills	3.11	3	1.19	1	5
7	Time Management	2.95	3	1.20	1	5
8	Problem Solving Skills	3.05	3	1.19	1	5
9	Leadership Qualities	2.92	3	1.23	1	5
10	Critical Thinking	3.14	3	1.21	1	5
	Overall	2.93				
E.	Overall University Experience					
1	Your Overall academic experience	3.13	3	1.13	1	5
2	Would you recommend this University to others	3.33	3	1.24	1	5

TABLE 2: Frequency Distribution in Levels (N=2488)

S. No.	CATEGORY	BELOW AVERAGE	AVERAGE	GOOD	VERY GOOD	EXCELLENT	DON'T KNOW	NOT APPLICABLE
A.	Academic Experience							
1	Content of Syllabi of the courses	116	442	815	626	449	23	17
2	Experience with extend and delivery of syllabus covered in the class	266	656	706	498	328	17	17
3	Use of teaching aids and ICT in the class to facilitate teaching	349	644	674	415	317	40	49
4	Experience with Internal assessment	275	655	759	433	293	44	29
5	Student Teacher Interaction	275	494	643	535	527	9	5
6	Use of non-traditional methods of evaluation like quiz, assignments, seminar, presentation etc.	339	557	626	526	342	42	56
7	Integration of theory and practical classes	375	558	601	391	301	77	185
8	Stimulation for innovative thinking	413	528	689	425	372	36	25
9	Overall Learning experience	251	557	741	477	429	24	9
10	Condition of Lab Equipment	361	442	419	247	188	304	527
11	Availability of Online resources	336	534	710	450	380	55	23
12	Research facilities in the Department for research projects/M.Phil./Ph.D.	289	367	469	299	305	327	432
13	Opportunity to participate in seminar/workshop/conference	351	465	559	444	380	173	116
14	Experience with research guidance	329	406	441	340	344	263	365
15	Participation in co-academic and cultural events	516	496	441	316	239	256	224
B.	Infrastructure							
1	Class room Facilities (LCD/Audio/Computer etc.)	305	593	578	284	213	338	177
2	Food Outlets/Canteens	438	611	457	179	110	430	263
3	Library Reading Room Facility	195	371	601	407	303	403	208
4	Library digital resources and reading material support	366	486	604	345	228	330	129
5	Internet Facility	651	542	390	206	149	371	179
6	University Website	254	595	774	453	326	57	29

7	Department Website	324	551	705	443	339	81	45
8	Sports facilities	600	403	364	125	91	542	363
9	Hostel Facility	437	345	340	157	118	576	515
10	Drinking Water Facility	398	498	470	269	190	457	206
11	Washroom Facilities	460	467	473	275	199	417	197
C.	Support System							
1	Experience of the admission process to the programme you have enrolled in	213	466	844	518	425	14	8
2	Help received by Orientation programme of the Department	230	464	783	484	386	92	49
3	Experience with University's Administrative Staff	348	529	749	419	278	131	34
4	Experience with Department's Administrative Staff	254	436	755	533	384	101	25
5	Experience with Announcement of result	312	502	703	394	275	170	132
6	Experience with Availability of Marksheet	227	484	712	364	268	266	167
7	Experience with evaluation process	257	551	679	391	253	230	127
8	Provision of transport facility	379	433	441	240	171	453	371
9	Availability of healthcare facility	383	466	435	238	148	548	270
10	Functioning of Placement Cell of the University	452	457	389	213	167	554	256
11	Functioning of Placement Cell of the Department	500	391	380	241	239	490	247
D.	Skills/ Competencies Developed During Course of Study							
1	Analytical Skills	266	492	784	466	367	80	33
2	Team work/Collaboration Skills	289	484	761	465	349	82	58
3	Entrepreneurial/Job Skills	511	614	574	256	206	177	150
4	Clarity of Career Perspective	399	580	661	406	308	89	45
5	IT Skills	451	569	613	315	198	143	199
6	Communication Skills	255	468	825	506	364	41	29
7	Time Management	309	549	821	419	319	43	28
8	Problem Solving Skills	258	515	807	472	344	52	40
9	Leadership Qualities	345	519	769	393	310	102	50
10	Critical Thinking	250	459	806	471	416	61	25

E.	Overall University Experience							
1	Your Overall academic experience	192	505	895	521	347	17	10
2	Would you recommend this University to others	228	360	727	537	536	81	18

TABLE 3: Frequency Distribution in Percentage (N=2488)

S. No.	CATEGORY	BELOW AVERAGE	AVERAGE	GOOD	VERY GOOD	EXCELLENT	DON'T KNOW	NOT APPLICABLE
A.	Academic Experience							
1	Content of Syllabi of the courses	4.7%	17.8%	32.8%	25.2%	18.0%	0.9%	0.7%
2	Experience with extend and delivery of syllabus covered in the class	10.7%	26.4%	28.4%	20.0%	13.2%	0.7%	0.7%
3	Use of teaching aids and ICT in the class to facilitate teaching	14.0%	25.9%	27.1%	16.7%	12.7%	1.6%	2.0%
4	Experience with Internal assesement	11.1%	26.3%	30.5%	17.4%	11.8%	1.8%	1.2%
5	Student Teacher Interaction	11.1%	19.9%	25.8%	21.5%	21.2%	0.4%	0.2%
6	Use of non-traditional methods of evaluation like quiz, assignments, seminar, presentation etc.	13.6%	22.4%	25.2%	21.1%	13.7%	1.7%	2.3%
7	Integration of theory and practical classes	15.1%	22.4%	24.2%	15.7%	12.1%	3.1%	7.4%
8	Stimulation for innovative thinking	16.6%	21.2%	27.7%	17.1%	15.0%	1.4%	1.0%
9	Overall Learning experience	10.1%	22.4%	29.8%	19.2%	17.2%	1.0%	0.4%
10	Condition of Lab Equipment	14.5%	17.8%	16.8%	9.9%	7.6%	12.2%	21.2%
11	Availability of Online resources	13.5%	21.5%	28.5%	18.1%	15.3%	2.2%	0.9%
12	Research facilities in the Department for research projects/M.Phil./Ph.D.	11.6%	14.8%	18.9%	12.0%	12.3%	13.1%	17.4%
13	Opportunity to participate in seminar/workshop/conference	14.1%	18.7%	22.5%	17.8%	15.3%	7.0%	4.7%
14	Experience with research guidance	13.2%	16.3%	17.7%	13.7%	13.8%	10.6%	14.7%
15	Participation in co-academic and cultural events	20.7%	19.9%	17.7%	12.7%	9.6%	10.3%	9.0%
B.	Infrastructure							
1	Class room Facilities (LCD/Audio/Computer etc.)	12.3%	23.8%	23.2%	11.4%	8.6%	13.6%	7.1%
2	Food Outlets/Canteens	17.6%	24.6%	18.4%	7.2%	4.4%	17.3%	10.6%
3	Library Reading Room Facility	7.8%	14.9%	24.2%	16.4%	12.2%	16.2%	8.4%
4	Library digital resources and reading material support	14.7%	19.5%	24.3%	13.9%	9.2%	13.3%	5.2%
5	Internet Facility	26.2%	21.8%	15.7%	8.3%	6.0%	14.9%	7.2%

6	University Website	10.2%	23.9%	31.1%	18.2%	13.1%	2.3%	1.2%
7	Department Website	13.0%	22.1%	28.3%	17.8%	13.6%	3.3%	1.8%
8	Sports facilities	24.1%	16.2%	14.6%	5.0%	3.7%	21.8%	14.6%
9	Hostel Facility	17.6%	13.9%	13.7%	6.3%	4.7%	23.2%	20.7%
10	Drinking Water Facility	16.0%	20.0%	18.9%	10.8%	7.6%	18.4%	8.3%
11	Washroom Facilities	18.5%	18.8%	19.0%	11.1%	8.0%	16.8%	7.9%
C.	Support System							
1	Experience of the admission process to the programme you have enrolled in	8.6%	18.7%	33.9%	20.8%	17.1%	0.6%	0.3%
2	Help received by Orientation programme of the Department	9.2%	18.6%	31.5%	19.5%	15.5%	3.7%	2.0%
3	Experience with University's Administrative Staff	14.0%	21.3%	30.1%	16.8%	11.2%	5.3%	1.4%
4	Experience with Department's Administrative Staff	10.2%	17.5%	30.3%	21.4%	15.4%	4.1%	1.0%
5	Experience with Announcement of result	12.5%	20.2%	28.3%	15.8%	11.1%	6.8%	5.3%
6	Experience with Availability of Marksheet	9.1%	19.5%	28.6%	14.6%	10.8%	10.7%	6.7%
7	Experience with evaluation process	10.3%	22.1%	27.3%	15.7%	10.2%	9.2%	5.1%
8	Provision of transport facility	15.2%	17.4%	17.7%	9.6%	6.9%	18.2%	14.9%
9	Availability of healthcare facility	15.4%	18.7%	17.5%	9.6%	5.9%	22.0%	10.9%
10	Functioning of Placement Cell of the University	18.2%	18.4%	15.6%	8.6%	6.7%	22.3%	10.3%
11	Functioning of Placement Cell of the Department	20.1%	15.7%	15.3%	9.7%	9.6%	19.7%	9.9%
D.	Skills/ Competencies Developed During Course of Study							
1	Analytical Skills	10.7%	19.8%	31.5%	18.7%	14.8%	3.2%	1.3%
2	Team work/Collaboration Skills	11.6%	19.5%	30.6%	18.7%	14.0%	3.3%	2.3%
3	Entrepreneurial/Job Skills	20.5%	24.7%	23.1%	10.3%	8.3%	7.1%	6.0%
4	Clarity of Career Perspective	16.0%	23.3%	26.6%	16.3%	12.4%	3.6%	1.8%
5	IT Skills	18.1%	22.9%	24.6%	12.7%	8.0%	5.7%	8.0%
6	Communication Skills	10.2%	18.8%	33.2%	20.3%	14.6%	1.6%	1.2%
7	Time Management	12.4%	22.1%	33.0%	16.8%	12.8%	1.7%	1.1%
8	Problem Solving Skills	10.4%	20.7%	32.4%	19.0%	13.8%	2.1%	1.6%

9	Leadership Qualities	13.9%	20.9%	30.9%	15.8%	12.5%	4.1%	2.0%
10	Critical Thinking	10.0%	18.4%	32.4%	18.9%	16.7%	2.5%	1.0%
E.	Overall University Experience							
1	Your Overall academic experience	7.7%	20.3%	36.0%	20.9%	13.9%	0.7%	0.4%
2	Would you recommend this University to others?	9.2%	14.5%	29.2%	21.6%	21.5%	3.3%	0.7%