



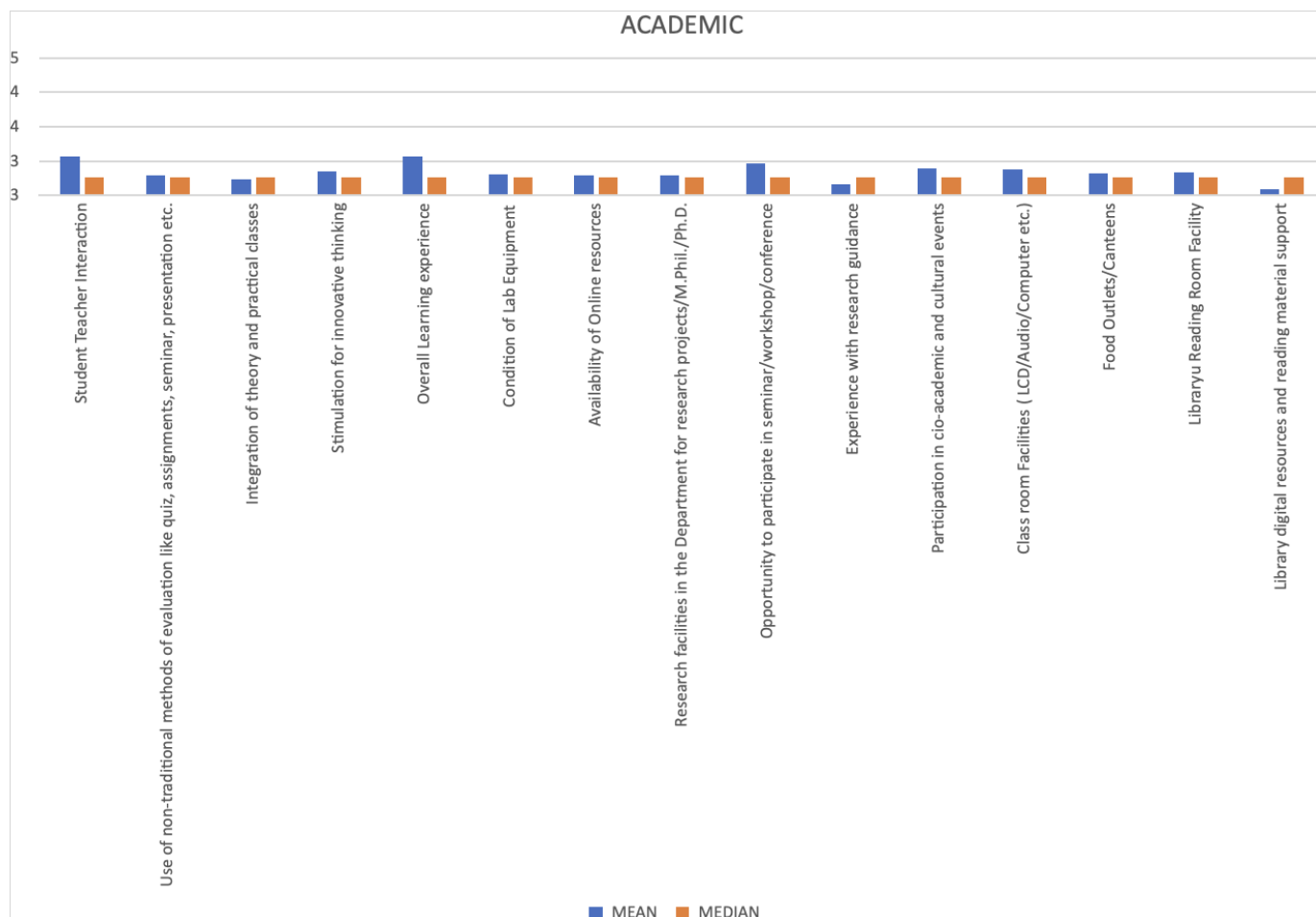
Internal Quality Assurance Cell (IQAC)
University of Delhi

Students' Experience Survey (2021-22)

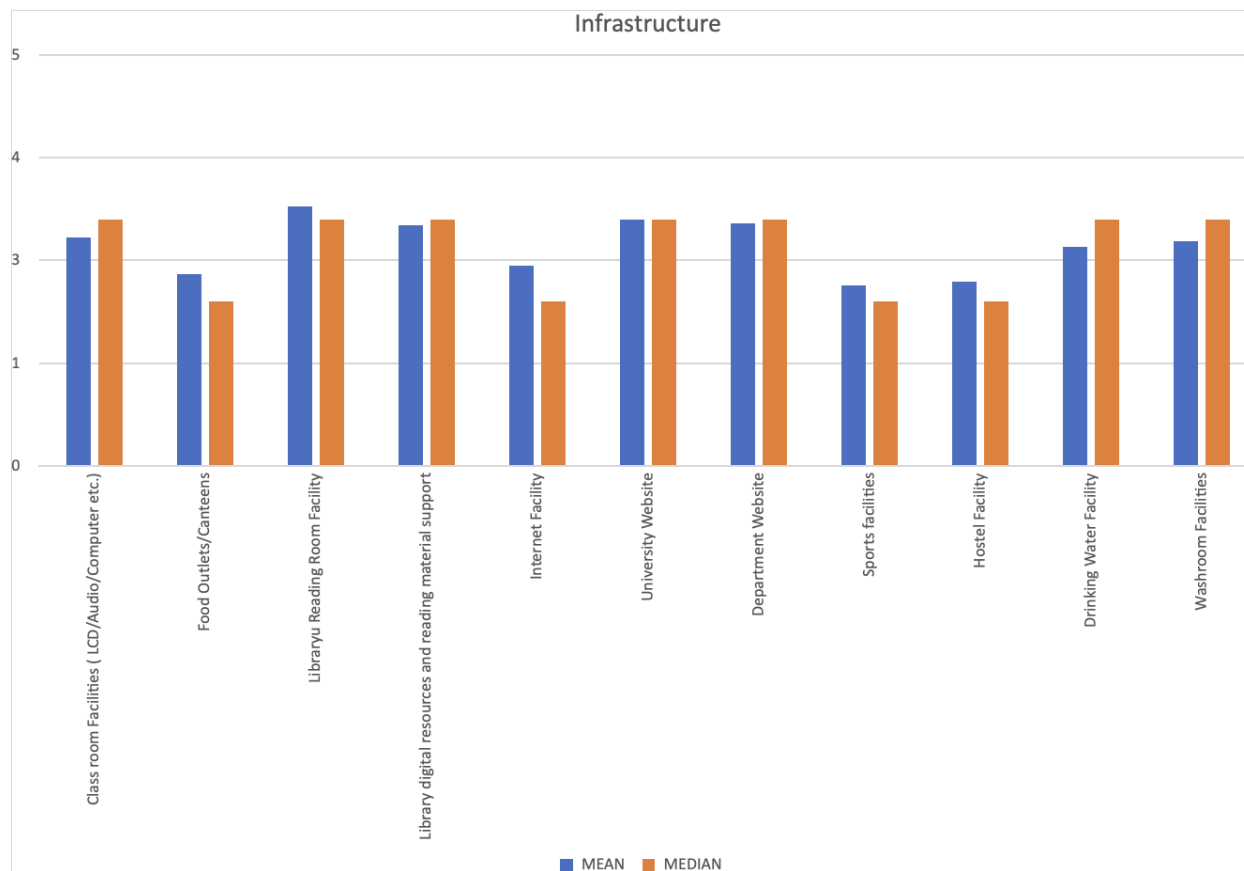
Summary: University-wide Responses
2333 Responses

Student Feedback (2333 Responses)

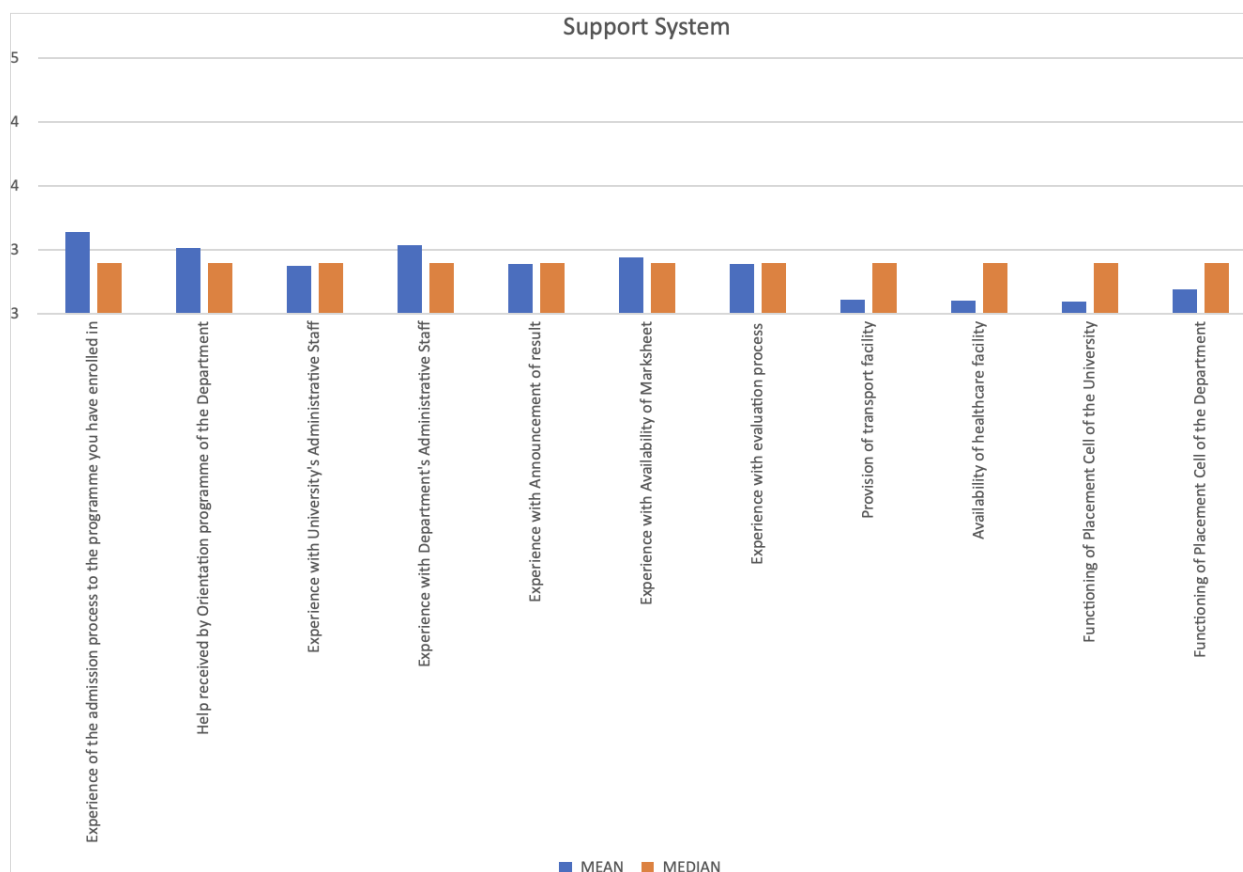
A. Academic Experience (2333 Responses)



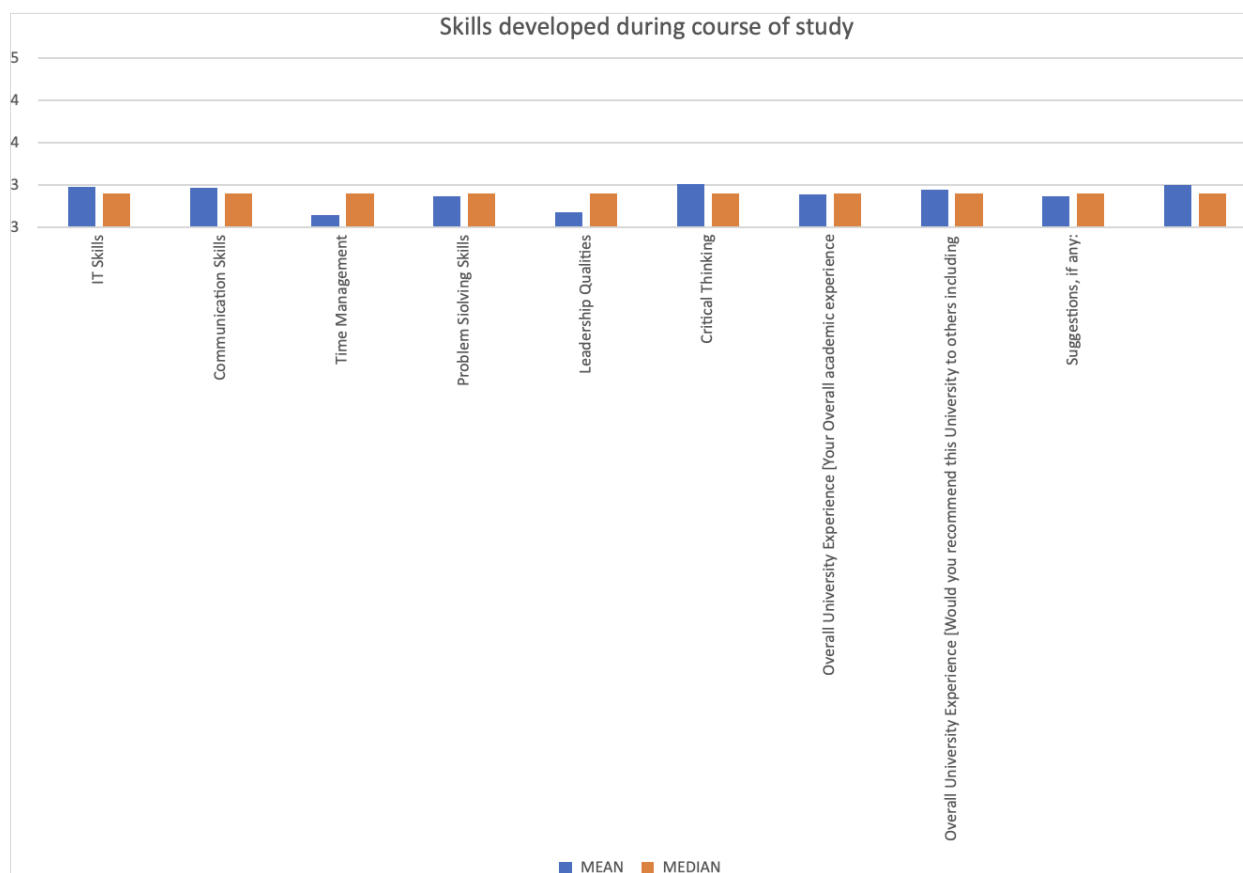
B. Infrastructure (2333 Responses)



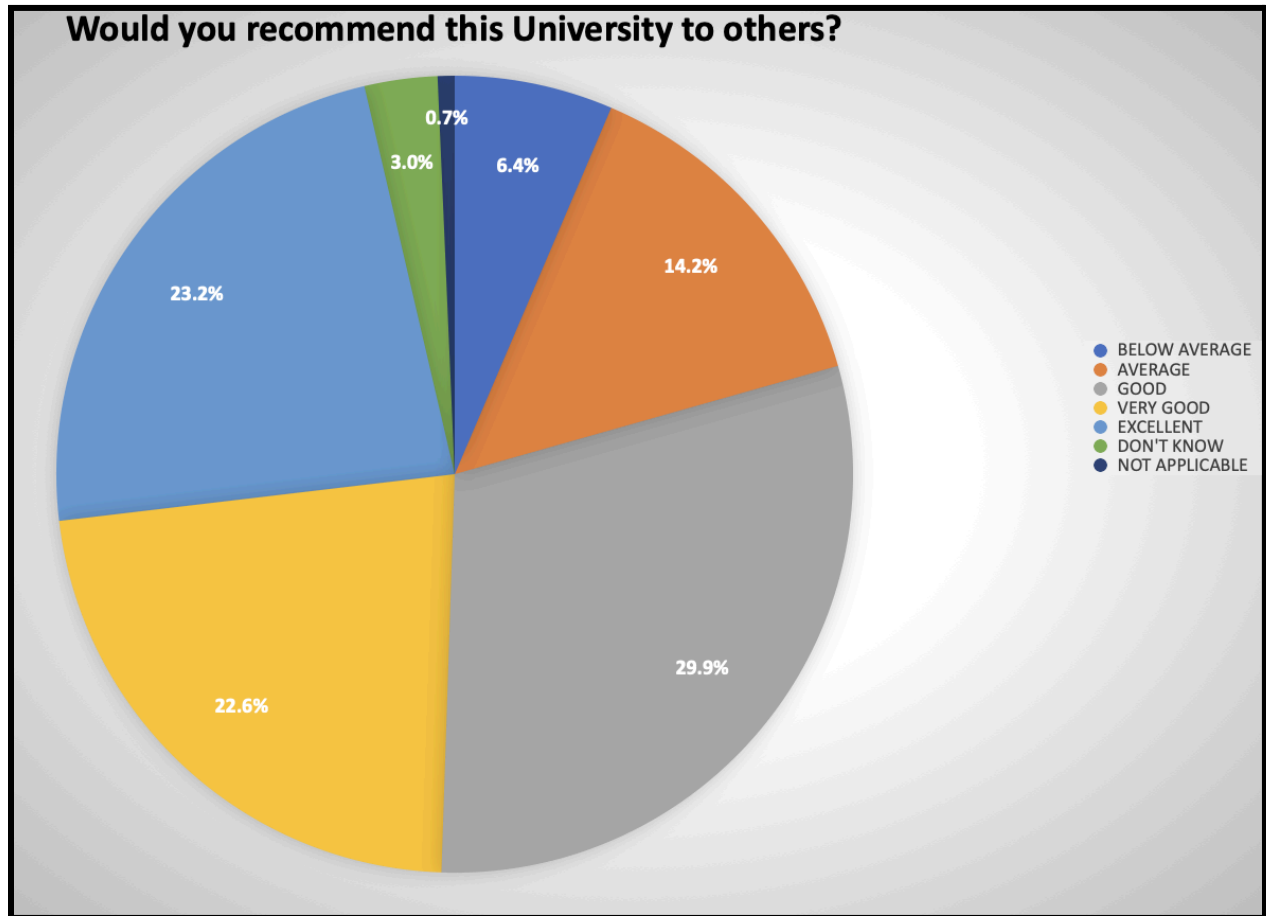
C. Support System (2333 Responses)



D. Skills/Competencies (2333 Responses)



- **Would you recommend this University to Others?**



The majority of the students affirm their positive recommendation of the institution to others.

- The average rating for all responses (across all departments/centres) for 'Overall Academic Experience' is 3.22 i.e. much above average, between 'Good' and 'Very Good'.

TABLE 1: Mean, Median, Standard Deviation, Minimum, Maximum Value for Each Question (N=2333)						
S. No.	Category	MEAN	MEDIAN	STANDARD DEVIATION	MINIMUM	MAXIMUM
A.	Academic Experience					
1	Content of Syllabi of the courses	3.35	3	1.11	1	5
2	Experience with extend and delivery of syllabus covered in the class	3.04	3	1.21	1	5
3	Use of teaching aids and ICT in the class to facilitate teaching	2.97	3	1.26	1	5
4	Experience with Internal assessment	3.10	3	1.16	1	5
5	Student-Teacher Interaction	3.35	3	1.24	1	5
6	Use of non-traditional methods of evaluation like quiz, assignments, seminar, presentation etc.	3.06	3	1.27	1	5
7	Integration of theory and practical classes	3.03	3	1.28	1	5
8	Stimulation for innovative thinking	3.03	3	1.30	1	5
9	Overall Learning experience	3.24	3	1.20	1	5
10	Condition of Lab Equipment	2.89	3	1.32	1	5
11	Availability of Online resources	3.16	3	1.28	1	5
12	Research facilities in the Department for research projects/M.Phil./Ph.D.	3.14	3	1.31	1	5
13	Opportunity to participate in seminar/workshop/conference	3.07	3	1.33	1	5
14	Experience with research guidance	3.09	3	1.36	1	5
15	Participation in co-academic and cultural events	2.81	3	1.36	1	5
	Overall	3.09				
B.	Infrastructure					
1	Class room Facilities (LCD/Audio/Computer etc.)	2.77	3	1.25	1	5
2	Food Outlets/Canteens	2.33	2	1.16	1	5
3	Library Reading Room Facility	3.16	3	1.21	1	5
4	Library digital resources and reading material support	2.93	3	1.23	1	5

5	Internet Facility	2.43	2	1.29	1	5
6	University Website	3.00	3	1.15	1	5
7	Department Website	2.95	3	1.22	1	5
8	Sports facilities	2.20	2	1.26	1	5
9	Hostel Facility	2.24	2	1.27	1	5
10	Drinking Water Facility	2.66	3	1.30	1	5
11	Washroom Facilities	2.74	3	1.27	1	5
	Overall	2.67				
C.	Support System					
1	Experience of the admission process to the programme you have enrolled in	3.30	3	1.14	1	5
2	Help received by Orientation programme of the Department	3.15	3	1.20	1	5
3	Experience with University's Administrative Staff	2.97	3	1.20	1	5
4	Experience with Department's Administrative Staff	3.17	3	1.18	1	5
5	Experience with Announcement of result	2.99	3	1.20	1	5
6	Experience with Availability of Marksheet	3.05	3	1.17	1	5
7	Experience with evaluation process	2.99	3	1.17	1	5
8	Provision of transport facility	2.64	3	1.25	1	5
9	Availability of healthcare facility	2.63	3	1.27	1	5
10	Functioning of Placement Cell of the University	2.62	3	1.32	1	5
11	Functioning of Placement Cell of the Department	2.74	3	1.40	1	5
	Overall	2.93				
D.	Skills/ Competencies Developed During Course of Study					
1	Analytical Skills	3.09	3	1.19	1	5
2	Team work/Collaboration Skills	3.08	3	1.20	1	5
3	Entrepreneurial/Job Skills	2.68	3	1.25	1	5
4	Clarity of Career Perspective	2.96	3	1.25	1	5
5	IT Skills	2.73	3	1.23	1	5

6	Communication Skills	3.14	3	1.16	1	5
7	Time Management	2.99	3	1.20	1	5
8	Problem Solving Skills	3.05	3	1.20	1	5
9	Leadership Qualities	2.96	3	1.20	1	5
10	Critical Thinking	3.12	3	1.20	1	5
	Overall	2.98				
E.	Overall University Experience					
1	Your Overall academic experience	3.22	3	1.10	1	5
2	Would you recommend this University to others	3.44	3	1.19	1	5

TABLE 2: Frequency Distribution in Levels (N=2333)

S. No.	CATEGORY	BELOW AVERAGE	AVERAGE	GOOD	VERY GOOD	EXCELLENT	DON'T KNOW	NOT APPLICABLE
A.	Academic Experience							
1	Content of Syllabi of the courses	100	433	752	590	430	11	17
2	Experience with extend and delivery of syllabus covered in the class	230	606	676	432	362	7	20
3	Use of teaching aids and ICT in the class to facilitate teaching	284	600	602	407	352	42	46
4	Experience with Internal assessment	183	548	728	481	334	30	29
5	Student Teacher Interaction	184	424	656	509	546	7	7
6	Use of non-traditional methods of evaluation like quiz, assignments, seminar, presentation etc.	297	495	645	441	392	30	33
7	Integration of theory and practical classes	289	512	612	385	385	28	122
8	Stimulation for innovative thinking	323	530	583	450	400	28	19
9	Overall Learning experience	180	482	695	508	443	11	14
10	Condition of Lab Equipment	304	461	412	309	284	171	392
11	Availability of Online resources	245	516	593	462	448	47	22
12	Research facilities in the Department for research projects/M.Phil./Ph.D.	220	396	459	332	374	223	329
13	Opportunity to participate in seminar/workshop/conference	311	447	534	399	408	136	98
14	Experience with research guidance	290	395	455	343	399	176	275
15	Participation in co-academic and cultural events	439	478	467	332	318	161	138
B.	Infrastructure							
1	Class room Facilities (LCD/Audio/Computer etc.)	374	616	593	335	268	85	62
2	Food Outlets/Canteens	582	719	491	199	135	138	69
3	Library Reading Room Facility	187	498	666	437	386	120	39
4	Library digital resources and reading material support	291	521	647	378	283	169	44
5	Internet Facility	646	592	458	241	212	118	66
6	University Website	220	578	780	429	295	23	8

7	Department Website	287	565	712	397	314	40	18
8	Sports facilities	690	464	317	164	132	308	258
9	Hostel Facility	608	402	317	134	135	315	422
10	Drinking Water Facility	505	543	557	287	265	129	47
11	Washroom Facilities	436	573	609	321	271	86	37
C.	Support System							
1	Experience of the admission process to the programme you have enrolled in	138	402	839	502	441	6	5
2	Help received by Orientation programme of the Department	200	476	720	445	379	53	60
3	Experience with University's Administrative Staff	264	528	756	360	319	80	26
4	Experience with Department's Administrative Staff	200	444	771	468	383	55	12
5	Experience with Announcement of result	242	492	695	372	290	144	98
6	Experience with Availability of Marksheet	189	459	706	365	287	183	144
7	Experience with evaluation process	216	508	701	381	270	168	89
8	Provision of transport facility	397	464	510	235	189	276	262
9	Availability of healthcare facility	389	469	482	204	201	416	172
10	Functioning of Placement Cell of the University	450	433	445	231	214	382	178
11	Functioning of Placement Cell of the Department	469	405	417	248	307	309	178
D.	Skills/ Competencies Developed During Course of Study							
1	Analytical Skills	230	482	767	438	355	30	31
2	Team work/Collaboration Skills	228	488	749	434	349	39	46
3	Entrepreneurial/Job Skills	427	572	565	304	228	107	130
4	Clarity of Career Perspective	336	489	674	444	314	46	30
5	IT Skills	389	557	596	316	224	78	173
6	Communication Skills	188	484	784	466	358	28	25
7	Time Management	266	526	760	407	312	30	32
8	Problem Solving Skills	241	509	746	430	338	34	35
9	Leadership Qualities	272	547	716	403	301	41	53
10	Critical Thinking	211	510	725	455	377	30	25

E.	Overall University Experience							
1	Your Overall academic experience	126	470	870	496	365	3	3
2	Would you recommend this University to others	150	331	698	527	542	69	16

TABLE 3: Frequency Distribution in Percentage (N=2333)

S. No.	CATEGORY	BELOW AVERAGE	AVERAGE	GOOD	VERY GOOD	EXCELLENT	DON'T KNOW	NOT APPLICABLE
A.	Academic Experience							
1	Content of Syllabi of the courses	4.0%	17.4%	30.2%	23.7%	17.3%	0.4%	0.7%
2	Experience with extend and delivery of syllabus covered in the class	9.2%	24.4%	27.2%	17.4%	14.5%	0.3%	0.8%
3	Use of teaching aids and ICT in the class to facilitate teaching	11.4%	24.1%	24.2%	16.4%	14.1%	1.7%	1.8%
4	Experience with Internal assesement	7.4%	22.0%	29.3%	19.3%	13.4%	1.2%	1.2%
5	Student Teacher Interaction	7.4%	17.0%	26.4%	20.5%	21.9%	0.3%	0.3%
6	Use of non-traditional methods of evaluation like quiz, assignments, seminar, presentation etc.	11.9%	19.9%	25.9%	17.7%	15.8%	1.2%	1.3%
7	Integration of theory and practical classes	11.6%	20.6%	24.6%	15.5%	15.5%	1.1%	4.9%
8	Stimulation for innovative thinking	13.0%	21.3%	23.4%	18.1%	16.1%	1.1%	0.8%
9	Overall Learning experience	7.2%	19.4%	27.9%	20.4%	17.8%	0.4%	0.6%
10	Condition of Lab Equipment	12.2%	18.5%	16.6%	12.4%	11.4%	6.9%	15.8%
11	Availability of Online resources	9.8%	20.7%	23.8%	18.6%	18.0%	1.9%	0.9%
12	Research facilities in the Department for research projects/M.Phil./Ph.D.	8.8%	15.9%	18.4%	13.3%	15.0%	9.0%	13.2%
13	Opportunity to participate in seminar/workshop/conference	12.5%	18.0%	21.5%	16.0%	16.4%	5.5%	3.9%
14	Experience with research guidance	11.7%	15.9%	18.3%	13.8%	16.0%	7.1%	11.1%
15	Participation in co-academic and cultural events	17.6%	19.2%	18.8%	13.3%	12.8%	6.5%	5.5%
B.	Infrastructure							
1	Class room Facilities (LCD/Audio/Computer etc.)	15.0%	24.8%	23.8%	13.5%	10.8%	3.4%	2.5%
2	Food Outlets/Canteens	23.4%	28.9%	19.7%	8.0%	5.4%	5.5%	2.8%
3	Library Reading Room Facility	7.5%	20.0%	26.8%	17.6%	15.5%	4.8%	1.6%
4	Library digital resources and reading material support	11.7%	20.9%	26.0%	15.2%	11.4%	6.8%	1.8%
5	Internet Facility	26.0%	23.8%	18.4%	9.7%	8.5%	4.7%	2.7%

6	University Website	8.8%	23.2%	31.4%	17.2%	11.9%	0.9%	0.3%
7	Department Website	11.5%	22.7%	28.6%	16.0%	12.6%	1.6%	0.7%
8	Sports facilities	27.7%	18.6%	12.7%	6.6%	5.3%	12.4%	10.4%
9	Hostel Facility	24.4%	16.2%	12.7%	5.4%	5.4%	12.7%	17.0%
10	Drinking Water Facility	20.3%	21.8%	22.4%	11.5%	10.7%	5.2%	1.9%
11	Washroom Facilities	17.5%	23.0%	24.5%	12.9%	10.9%	3.5%	1.5%
C.	Support System							
1	Experience of the admission process to the programme you have enrolled in	5.5%	16.2%	33.7%	20.2%	17.7%	0.2%	0.2%
2	Help received by Orientation programme of the Department	8.0%	19.1%	28.9%	17.9%	15.2%	2.1%	2.4%
3	Experience with University's Administrative Staff	10.6%	21.2%	30.4%	14.5%	12.8%	3.2%	1.0%
4	Experience with Department's Administrative Staff	8.0%	17.8%	31.0%	18.8%	15.4%	2.2%	0.5%
5	Experience with Announcement of result	9.7%	19.8%	27.9%	15.0%	11.7%	5.8%	3.9%
6	Experience with Availability of Marksheet	7.6%	18.4%	28.4%	14.7%	11.5%	7.4%	5.8%
7	Experience with evaluation process	8.7%	20.4%	28.2%	15.3%	10.9%	6.8%	3.6%
8	Provision of transport facility	16.0%	18.6%	20.5%	9.4%	7.6%	11.1%	10.5%
9	Availability of healthcare facility	15.6%	18.9%	19.4%	8.2%	8.1%	16.7%	6.9%
10	Functioning of Placement Cell of the University	18.1%	17.4%	17.9%	9.3%	8.6%	15.4%	7.2%
11	Functioning of Placement Cell of the Department	18.9%	16.3%	16.8%	10.0%	12.3%	12.4%	7.2%
D.	Skills/ Competencies Developed During Course of Study							
1	Analytical Skills	9.2%	19.4%	30.8%	17.6%	14.3%	1.2%	1.2%
2	Team work/Collaboration Skills	9.2%	19.6%	30.1%	17.4%	14.0%	1.6%	1.8%
3	Entrepreneurial/Job Skills	17.2%	23.0%	22.7%	12.2%	9.2%	4.3%	5.2%
4	Clarity of Career Perspective	13.5%	19.7%	27.1%	17.8%	12.6%	1.8%	1.2%
5	IT Skills	15.6%	22.4%	24.0%	12.7%	9.0%	3.1%	7.0%
6	Communication Skills	7.6%	19.5%	31.5%	18.7%	14.4%	1.1%	1.0%
7	Time Management	10.7%	21.1%	30.5%	16.4%	12.5%	1.2%	1.3%
8	Problem Solving Skills	9.7%	20.5%	30.0%	17.3%	13.6%	1.4%	1.4%

9	Leadership Qualities	10.9%	22.0%	28.8%	16.2%	12.1%	1.6%	2.1%
10	Critical Thinking	8.5%	20.5%	29.1%	18.3%	15.2%	1.2%	1.0%
E.	Overall University Experience							
1	Your Overall academic experience	5.1%	18.9%	35.0%	19.9%	14.7%	0.1%	0.1%
2	Would you recommend this University to others?	6.0%	13.3%	28.1%	21.2%	21.8%	2.8%	0.6%