

Appendix-XIX
Resolution No. 42 (42-13)

D.U.P.-775-12-11-200Pads

FACULTY OF MEDICAL SCIENCES

UNIVERSITY OF DELHI

दिल्ली विश्वविद्यालय

Page No.
पृष्ठ संख्या

MINUTES

A meeting of the Inspection Committee constituted by the Vice-Chancellor, University of Delhi in terms of Statute 30(1)(c)(iii) of the Statutes of the University was held on Wednesday, 2nd May, 2018 at 11.00 A.M. in the office of the Director, G.B. Pant Hospital, New Delhi to conduct inspection at G.B. Pant Hospital (G.B. Pant Institute of PG Education & Research) to ascertain availability of infrastructure, equipments, teaching faculty, library, laboratories, etc. for starting of B.Sc. (Medical Technology) Radiography Course at GIPMER

The following members were present:

1. Prof. Rachna Gupta - Chairperson
Dean, Faculty of Medical Sciences
University of Delhi, Delhi
2. Prof. Rama Anand - Member
Head, Department of Radiology
University of Delhi
Lady Hardinge Medical College
New Delhi - 110001.
3. Prof. Arun Kumar Gupta - Expert Member
Professor and Head, Radiology
AIIMS, New Delhi.

Shri S.K. Dogra, Deputy Registrar (Medical).

Prof. Archana Thakur, Director, GIPMER welcomed the members. A brief presentation was made by Dr. S.K. Puri, HOD (Radio-diagnosis), GIPMER regarding establishment of the department, availability of equipments, workload, involvement in teaching programme, availability of faculty members, senior residents, technical staff, future plan of the department etc. After thorough discussion by the Committee members having all inputs from the Director, GIPMER/HOD (Radio-diagnosis), the Committee inspected the Department of Radiology, GIPMER.

A. OBSERVATIONS:

- 1) There is a separate department of Radio-diagnosis in GIPMER having four regular Director-Professors. The department has a separate library, journal club, seminar hall.
- 2) The department has required equipments for starting of B.Sc. (Medical Technology) Radiography course at GIPMER. (Annexure-I)
- 3) The department has more than adequate workload of CT scan, MRI, Ultrasound, C. Doppler, X-rays, FNAC, PCD, PTBD etc.
- 4) The Government of India, Atomic Energy Regulatory Board has permitted the department for operation of X-rays emitting equipments. Further, the AERB has approved the appointment of Shri Kamal Singh as Radiological Safety Officer in the Department, GIPMER.

5) The details of the Faculty are as follows:-

- i) Dr. Sunil Kumar Puri, Director-Professor
- ii) Dr. Satbir Singh, Director-Professor
- iii) Dr. Ashok Sharma, Director-Professor
- iv) Dr. Poonam Narang, Director-Professor

6) The Department of Radio-diagnosis has sufficient equipments, Faculty members, permission of the Regulatory Bodies (Atomic Energy Regulatory Board), Library, Seminar Hall etc. for starting of B.Sc. (Medical Technology) Radiography course at GIPMER.


B. SUGGESTIONS

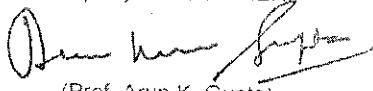
- 1) The department should arrange equipments for mammography, Obstetrics & Gynecology Ultrasound, Dental X rays.
- 2) Patients care of the Departments of Medicine, Surgery, Pediatrics, Obstetrics & Gynecology will be taken care by rotation to Maulana Azad Medical College and associated Hospital as is done in DNB students.
- 3) B.Sc. (Medical Technology) Radiography students of GBPH be permitted for training/ research at Maulana Azad Medical College specially in the Department of Radio-diagnosis and Dental Centre for the training in the imaging field of Obstt. & Gynae., Paediatric, Medicine, Orthopaedics and Surgery, Dental. In this regard the HODs of MAMC and GIPMER may prepare roster to meet the required training/research for the students.
- 4) The faculty members may be encouraged for inter-disciplinary meetings for betterment of the academic interest of the students.

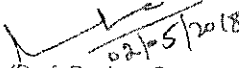
C. RECOMMENDATION

The Head of the Department of Radio-diagnosis, GIPMER apprised the Inspection Committee that the equipments available at MAMC i.e. Mammography, Dental X Ray, etc. have already been shared by the GIPMER. A letter which was issued by the Dean, Maulana Azad Medical College shown to the Inspection Committee stating that the facilities available at Maulana Azad Medical College will be utilized by GIPMER for Academic Research and Clinical purpose. (Annexure II)

Keeping in view the availability of required equipments, Faculty members, Library, permission of Regulatory Bodies (Atomic Energy Regulatory Board), demand of the society the Inspection Committee unanimously recommends for starting of B.Sc. (Medical Technology) Radiography Course with an intake of 05 (Five) seats per year at GIPMER.


(Prof. Rama Anand)
Member


(Prof. Arun K. Gupta)
Expert Member


02/05/2018
(Prof. Rachna Gupta)
Chairperson